

**BARNSTABLE COUNTY
FISCAL YEAR 2017
PROPOSED
OPERATING BUDGET**



FEBRUARY 17, 2016

BARNSTABLE COUNTY
DEPARTMENT OF FINANCE
Route 6A, Barnstable, MA 02630
(508) 375-6643



BARNSTABLE COUNTY COMMISSIONERS

P.O. BOX 427
BARNSTABLE, MASSACHUSETTS
02630
(508) 375-6648
FAX (508) 362-4136

COUNTY COMMISSIONERS
LEO G. GAKOUNES
Harwich
MARY PAT FLYNN
Falmouth
SHEILA R. LYONS
Wellfleet

HOME RULED CHARTERED
IN 1989

February 17, 2016

Mr. Ron Bergstrom, Speaker
Barnstable County Assembly of Delegates
Barnstable County Complex
Barnstable, Massachusetts, 02630

Dear Mr. Speaker and Assembly Delegates:

In accordance with Article 5 - Fiscal Procedures of the Barnstable County Home Rule Charter - the Barnstable County Commissioners hereby submit the Proposed Fiscal Year 2017 Operating Budget. The recommended total County budget for fiscal year 2017 is \$27,733,930. Revenues supporting this level of expenditure are derived from County General Fund revenues in the amount of \$14,557,202 which are increased by a \$.36 increase in the Deeds Excise Tax, Cape Cod Commission Fund revenues in the amount of \$4,039,679, grant funds in the amount of \$2,322,081, License Plate funds in the amount of \$34,835, and other Department revenue sources in the amount of \$6,780,133, of which just over 25% is County Dredge revenue and just over 35% is Registry of Deeds business income.

The FY 2017 budget proposal identifies several priority areas for funding and preserves vital ongoing programs and services. Key priority themes include the following:

- Capital Investment in the County's facilities and infrastructure by moving forward with renovation and upgrades to existing buildings in the County Complex;
- Continued support for targeted joint initiatives between the County, Towns and the Cape Cod Commission to continue to develop the Strategic Information Office (SIO) and the Regional Area Network (RAN) to take full advantage of the opportunities for technology based regional services presented by the Open Cape network and continue work on the Planimetrics mapping.
- Continued support of the Water Protection Collaborative which has funded water quality monitoring baseline studies of Cape Cod embayments and fresh waters

- Continued support for important regional services such as Regional Emergency Planning, Septic Betterment Program Loans, Public Health nursing, Child Protective Services – Children’s Cove, Household Hazardous Waste collections, shellfish propagation efforts.

- Developed new opportunities within Health Services and Information Technology to provide needed services to the Towns and receive income to lower the net cost of these services.

The FY2017 budget includes \$1,334,120 to pay our annual assessment for the remaining retirement unfunded liability associated with Sheriff’s Department retirees. This annual amount will remain as long as the retirement actuarial schedule requires funding, currently through 2036. No other costs associated with the Sheriff’s Department are anticipated or included for FY 2017 or beyond.


There are no requests for new vehicles during the budget process. All such requests will be made through the Capital Plan and funded through the Vehicle Replacement Fund. This fund currently has a balance of about \$10,000 and additional funds may be deposited into the fund at the close of the fiscal year to replace vehicles on an ongoing basis.

There are no new positions included in the FY2017 budget as we are unable to add personnel at this time. In addition there is no cost of living increase for employees for FY17. Steps and merit payments are included in the proposed budget.

The separate Capital Improvement program ordinance proposed for FY2017 in the amount of \$850,000 has been submitted for your review. The Capital program has been pared down from prior years to the basic minimum requirements.

The budget is presented as six major programs which are further divided into sub-programs (departments). Sub-programs are further apportioned into cost centers for fiscal accountability:

- General Government
 - County Commissioners
 - Resource Development
 - Assembly of Delegates
 - Department of Finance
 - Information Technology
 - Water Protection Collaborative
 - County/Commission Joint Initiatives

- 
- County Services
 - Department of Facilities


 - Cooperative Extension Service
 - Registry of Deeds
 - County Dredge Service

 - Health and Human Services
 - Department of Health and the Environment
 - Department of Human Services
 - Children's Cove - Child Advocacy Center

 - Public Safety
 - Sheriff Employee's Retirement Liabilities
 - Barnstable County Fire Training Academy

 - Planning and Development
 - Cape Cod Commission


 - Shared Costs and Debt Service
 - Retirees Health Premiums
 - Salary Reserve
 - Legal, Insurance, and other County Wide Costs



The budget includes \$315,000 for debt service on duly authorized debt of the County. The \$315,000 has been included in anticipated costs for short-term borrowing associated with the FY2015 and FY2016 authorized capital spending.

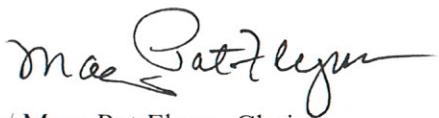
With this budget, we have provided for the strategic initiatives and investments necessary for the County to continue its commitments at the federal, state, and local levels to direct resources to achieve short and long term goals for the benefit of the residents of Cape Cod. Should changes to these budget projections prove necessary, we will submit such changes through a supplemental budget process when warranted.

We look forward to working with the Assembly on the FY2017 budget and will, as always, have our department managers ready to respond in detail to any questions you may have. We also look forward to the public's participation in our budget process so that the final product reflects the intention of the Commissioners and Assembly Delegates to serve the greater good of Cape Cod and our communities.



In closing, we would like to express our sincere appreciation to our new Finance Director, the Interim Assistant Finance Director, the Department Managers and Finance Department staff who assisted in the preparation of the budget and program narratives, and who continue to provide valuable services to Barnstable County in a highly efficient and effective manner.

Respectfully submitted,



/s/ Mary Pat Flynn, Chair



/s/ Sheila Lyons, Vice Chairman



/s/ Leo Cakounes, Commissioner

BARNSTABLE COUNTY

In the Year Two Thousand and Sixteen

Proposed Ordinance 16-__

AN ORDINANCE FOR THE COUNTY OF BARNSTABLE, MASSACHUSETTS, ADOPTING A BUDGET FOR THE FISCAL YEAR JULY 1, 2016, THROUGH JUNE 30, 2017.

BE ORDAINED BY THE COUNTY OF BARNSTABLE, MASSACHUSETTS, AS FOLLOWS:

SECTION 1. A budget consisting of the Appropriations listed in SECTION 2. below be adopted for the Fiscal Year July 1, 2016, through June 30, 2017.

SECTION 2. Appropriations for said budget are as follows:

GENERAL GOVERNMENT

County Commissioners	\$ 499,598	X
Assembly of Delegates	318,605	X
Resource Development Office	922,587	X
Information Technology	1,300,365	X
Department of Finance	755,303	X
Water Quality Initiatives	352,000	X
Total General Government		\$4,148,458

Plng/Devnt 560

COUNTY SERVICES

Department of Facilities	\$2,442,257	X
Cooperative Extension	2,050,708	X
Registry of Deeds	2,628,385	X
County Dredge	1,697,504	X
Total County Services		\$8,818,854

HEALTH & HUMAN SERVICES

Health & Environment Dept.	\$3,114,111	X
Human Services	1,121,854	X
Children's Cove	737,799	X
Grants to Human Service Providers	40,000	X
Total Health & Human Services		\$5,013,764

PUBLIC SAFETY

Sheriff's Dept. Retirement Contrib.	\$1,334,120	X
Fire Rescue Training Academy	443,555	X
Total Public Safety		\$1,777,675

*450
460*

BARNSTABLE COUNTY
PROPOSED REVENUES
FISCAL YEAR 2017

DRAFT

REVENUE SOURCE	FY2016 BUDGETED REVENUE	% OF FY16 BUDGET	FY2017 PROPOSED REVENUE	% OF FY17 BUDGET	DIFFERENCE FY16 - FY17	% DIFFERENCE FY16 - FY17
TAX REVENUES:						
County Tax Assessment	3,046,865	10.0%	3,123,037	11.3%	\$ 76,172	2.50%
CC Environmental Protection Tax	3,266,655	10.7%	3,348,321	12.1%	\$ 81,666	2.50%
Registry of Deeds Tax	8,750,000	28.6%	8,750,000	31.5%	\$ -	0.00%
Proposed Increase in Registry of Deeds Tax	-	0.0%	1,100,000	4.0%	\$ 1,100,000	100.00%
	\$ 15,063,520	49.3%	\$ 16,321,358	58.8%	\$ 1,257,838	8.35%
INTERGOVERNMENTAL FUNDING:						
Court House Rental	\$ 1,625,000	5.3%	1,500,000	5.4%	\$ (125,000)	-7.69%
Purchasing Fees	500	0.0%	1,000	0.0%	\$ 500	100.00%
	\$ 1,625,500	5.3%	\$ 1,501,000	5.4%	\$ (124,500)	-7.66%
GRANT CONTRACTS:						
Extension Service	\$ 319,065	1.0%	\$ 278,861	1.0%	\$ (40,204)	-12.60%
County Health Department	341,626	1.1%	189,114	0.7%	\$ (152,512)	-44.64%
Human Services	197,751	0.6%	447,876	1.6%	\$ 250,125	126.48%
Children's Cove - Child Advocacy Center	250,250	0.8%	245,650	0.9%	\$ (4,600)	-1.84%
Cape Cod Commission	1,200,580	3.9%	1,160,580	4.2%	\$ (40,000)	-3.33%
	\$ 2,309,272	7.6%	\$ 2,322,081	8.4%	\$ 12,809	0.55%
DEPARTMENT REVENUES:						
Resource Development Office	30,000	0.1%	30,000	0.1%	\$ -	0.00%
Finance Revenues	-	0.0%	18,000	0.1%	\$ 18,000	100.00%
Building Rentals	20,400	0.1%	81,550	0.3%	\$ 61,150	299.75%
Utilities Revenue	-	0.0%	36,900	0.1%	\$ 36,900	100.00%
Extension Service	88,597	0.3%	89,000	0.3%	\$ 403	0.45%
Registry of Deeds	2,475,000	8.1%	2,475,000	8.9%	\$ -	0.00%
County Dredge Service	1,697,504	5.6%	1,697,504	6.1%	\$ -	0.00%
Health Department Lab	550,000	1.8%	600,000	2.2%	\$ 50,000	9.09%
Health Department Sanitarian Services	85,855	0.3%	46,500	0.2%	\$ (39,355)	-45.84%
Health Department Septic Repair Program	332,301	1.1%	314,130	1.1%	\$ (18,171)	-5.47%
Health Department Septic System Test Center	-	0.0%	125,294	0.5%	\$ 125,294	100.00%
Fire Training	175,000	0.6%	175,000	0.6%	\$ -	0.00%
Cape Cod Commission	140,000	0.5%	140,000	0.5%	\$ -	0.00%
License Plate Receipts - Rest Area	40,227	0.1%	34,835	0.1%	\$ (5,392)	-13.40%
Miscellaneous Receipts	65,308	0.2%	65,500	0.2%	\$ 192	0.29%
Interest Income	164,866	0.5%	160,000	0.6%	\$ (4,866)	-2.95%
Joint Initiatives Revenues	435,000	1.4%	385,000	1.4%	\$ (50,000)	-11.49%
IT/Regional Service Initiatives	91,000	0.3%	305,920	1.1%	\$ 214,920	236.18%
	\$ 6,391,058	20.9%	\$ 6,780,133	24.4%	\$ 389,075	6.09%
SUBTOTALS:						
	\$ 25,389,350	83.1%	\$ 26,924,572	97.1%	\$ 1,535,222	6.05%
Assigned Fund Balance	\$ 2,708,882	8.9%	118,000	-	\$ (2,590,882)	-95.64%
Transfers In-General Fund	30,000	0.1%	-	-	\$ (30,000)	-100.00%
CCEPF Reserve	681,534	2.2%	691,358	2.5%	\$ 9,824	100.00%
Bond Issue Revenues	1,755,500	5.7%	-	-	\$ (1,755,500)	-100.00%
TOTALS:	\$ 30,565,266	100%	\$ 27,733,930	100%	\$ (2,831,336)	-9.26%

Legal Reserve?

100 COUNTY COMMISSIONERS OFFICE

	ORG	OBJ	PROJ	ORIGINAL FY16	FY16 GROUP SUBTOTALS	DEPT REQ FY17	FIN DIR FY17	CMRS REC FY17	ADOPTED FY17	FY17 GROUP SUBTOTALS
SALARIES PERM-CITY COMM	0011001	5100		\$ 266,193.00	\$ 283,987.00	\$ 283,987.00	\$ 283,987.00	\$ 283,987.00	\$ -	\$ -
SALARIES-HUMAN RIGHTS COMM	0011001	5100	0061	\$ 27,645.00	\$ 28,474.00	\$ 28,474.00	\$ 28,107.00	\$ 28,107.00	\$ -	\$ -
SALARIES-OVERTIME-CITY COMM	0011001	5120		\$ -	\$ -	\$ -	\$ -	\$ -	\$ -	\$ -
GROUP INSURANCE	0011001	5983		\$ -	\$ -	\$ -	\$ -	\$ -	\$ -	\$ -
MEDICARE	0011001	5984		\$ -	\$ -	\$ -	\$ -	\$ -	\$ -	\$ -
MEDICARE	0011001	5984	0061	\$ -	\$ -	\$ -	\$ -	\$ -	\$ -	\$ -
TELEPHONES-CITY COMM	0011002	5213		\$ 6,000.00	\$ 6,000.00	\$ 6,000.00	\$ 4,500.00	\$ 4,500.00	\$ -	\$ -
PROF & TECH SVCE-CITY COMM	0011002	5239		\$ 55,000.00	\$ 45,000.00	\$ 45,000.00	\$ 30,000.00	\$ 30,000.00	\$ -	\$ -
EDUC. OF EMPLOYEES-CITY COMM	0011002	5241		\$ -	\$ -	\$ -	\$ -	\$ -	\$ -	\$ -
ED OF NON EMP-HUMAN RIGHTS COM	0011002	5242	0061	\$ 1,000.00	\$ 1,000.00	\$ 1,000.00	\$ -	\$ -	\$ -	\$ -
MAINT/REPAIRS-HUMAN RIGHTS COM	0011002	5279	0061	\$ -	\$ -	\$ -	\$ -	\$ -	\$ -	\$ -
OUT OF STATE TRAVEL-CITY COMM	0011002	5281		\$ -	\$ -	\$ -	\$ -	\$ -	\$ -	\$ -
IN STATE TRAVEL-CITY COMM	0011002	5282		\$ 2,500.00	\$ 1,000.00	\$ 1,000.00	\$ 1,000.00	\$ 1,000.00	\$ -	\$ -
IN-STATE TRAVEL-HUMAN RIGHTS C	0011002	5283	0061	\$ 29,400.00	\$ 15,000.00	\$ 15,000.00	\$ 9,000.00	\$ 9,000.00	\$ -	\$ -
ADVERTISING-HUMAN RIGHTS COMM	0011002	5291	0061	\$ 500.00	\$ 700.00	\$ 700.00	\$ 250.00	\$ 250.00	\$ -	\$ -
FREIGHT/EXPRESS-CITY COMM	0011002	5294		\$ 500.00	\$ 400.00	\$ 400.00	\$ 400.00	\$ 400.00	\$ -	\$ -
FREIGHT/SHIPPG-HUMAN RIGHTS CO	0011002	5294	0061	\$ -	\$ -	\$ -	\$ -	\$ -	\$ -	\$ -
PRINTG/COPYG-HUMAN RIGHTS COMM	0011002	5295	0061	\$ 3,000.00	\$ 3,000.00	\$ 3,000.00	\$ 3,000.00	\$ 3,000.00	\$ -	\$ -
MISC CONTRACTUAL-CITY COMM	0011002	5299	0039	\$ 1,000.00	\$ 1,000.00	\$ 1,000.00	\$ 1,000.00	\$ 1,000.00	\$ -	\$ -
WATER QUALITY STUDY-CITY COMM	0011002	5299		\$ -	\$ -	\$ -	\$ -	\$ -	\$ -	\$ -
CONTRACTUAL-HUMAN RIGHTS COMM	0011002	5299	0061	\$ 4,250.00	\$ 4,250.00	\$ 4,250.00	\$ 2,000.00	\$ 2,000.00	\$ -	\$ -
FOOD SUPPLIES-CITY COMM	0011003	5320		\$ -	\$ -	\$ -	\$ 700.00	\$ 700.00	\$ -	\$ -
FOOD SUPPLIES-HUMAN RIGHTS COM	0011003	5320	0061	\$ 5,000.00	\$ 5,000.00	\$ 5,000.00	\$ 750.00	\$ 750.00	\$ -	\$ -
POSTAGE-CITY COMM	0011003	5361		\$ 2,000.00	\$ 2,000.00	\$ 2,000.00	\$ 1,500.00	\$ 1,500.00	\$ -	\$ -
POSTAGE-HUMAN RIGHTS COMMISSN	0011003	5361	0061	\$ 735.00	\$ 735.00	\$ 735.00	\$ 500.00	\$ 500.00	\$ -	\$ -
OFF SUPPLIES/MAT-CITY COMM	0011003	5369		\$ 2,500.00	\$ 3,500.00	\$ 3,500.00	\$ 2,500.00	\$ 2,500.00	\$ -	\$ -
OFFICE SUPPLIES-HUMAN RIGHTS C	0011003	5369	0061	\$ 750.00	\$ 750.00	\$ 750.00	\$ 750.00	\$ 750.00	\$ -	\$ -
SUPPLIES-HUMAN RIGHTS COMMISSN	0011003	5399	0061	\$ 1,250.00	\$ 1,250.00	\$ 1,250.00	\$ 550.00	\$ 550.00	\$ -	\$ -
ASSOCIATION DUES-CITY COMM	0011004	5421		\$ 3,000.00	\$ 3,000.00	\$ 3,000.00	\$ 2,500.00	\$ 2,500.00	\$ -	\$ -
MISC RENTALS-CITY COMM	0011004	5469		\$ 5,000.00	\$ 6,000.00	\$ 6,000.00	\$ 5,000.00	\$ 5,000.00	\$ -	\$ -
RENTALS-HUMAN RIGHTS COMMISSN	0011004	5469	0061	\$ 800.00	\$ 800.00	\$ 800.00	\$ 400.00	\$ 400.00	\$ -	\$ -
ARTS FNDATN OF CC EXP-CITY COMM	0011004	5490	0032	\$ 5,000.00	\$ 5,000.00	\$ 5,000.00	\$ 5,000.00	\$ 5,000.00	\$ -	\$ -
OFFICE FURN/EQUIP-HUMAN RIGHTS	0011005	5547	0061	\$ -	\$ -	\$ -	\$ -	\$ -	\$ -	\$ -
MISC EQUIP-CITY COMM	0011005	5599		\$ 500.00	\$ 500.00	\$ 500.00	\$ 500.00	\$ 500.00	\$ -	\$ -
RETIREMENT-CITY COMM	0011009	5981		\$ 18,117.00	\$ 19,057.00	\$ 19,057.00	\$ 54,590.00	\$ 54,590.00	\$ -	\$ -
GROUP INSURANCE - COUNTY COMM	0011009	5983		\$ 56,336.00	\$ 61,970.00	\$ 61,970.00	\$ 55,588.00	\$ 55,588.00	\$ -	\$ -
MEDICARE-CITY COMM	0011009	5984		\$ 4,060.00	\$ 4,118.00	\$ 4,118.00	\$ 4,118.00	\$ 4,118.00	\$ -	\$ -
MEDICARE-HUMAN RIGHTS COMMISSN	0011009	5984	0061	\$ -	\$ -	\$ -	\$ 408.00	\$ 408.00	\$ -	\$ -
TOTALS			TOTALS	\$ 504,536.00	\$ 504,536.00	\$ 505,991.00	\$ 499,598.00	\$ 499,598.00	\$ -	\$ -

	ACTUAL FY15	ORIGINAL FY16	CMRS REC FY17	% CHANGE
SALARIES & WAGES	\$ 232,403.20	\$ 293,838.00	\$ 312,094.00	6.21%
CONTRACTUAL SERVICES	\$ 86,271.79	\$ 105,650.00	\$ 52,150.00	-50.64%
SUPPLIES & MATERIALS	\$ 13,991.74	\$ 12,235.00	\$ 7,250.00	-40.74%
CHARGES & OBLIGATIONS	\$ 42,169.33	\$ 13,800.00	\$ 12,900.00	-6.52%
EQUIPMENT	\$ 214.98	\$ 500.00	\$ 500.00	0.00%
SUBTOTAL:	\$ 375,051.04	\$ 426,023.00	\$ 384,894.00	-9.65%
FRINGES	\$ 61,017.37	\$ 78,513.00	\$ 114,704.00	46.10%
CAPITAL IMPROVEMENTS	\$ -	\$ -	\$ -	-
TOTAL BUDGET:	\$ 436,068.41	\$ 504,536.00	\$ 499,598.00	-0.98%



105 INFORMATION TECHNOLOGY SERVICES

	ORG	OBJ	PROJ	ORIGINAL FY16	FY16 GROUP SUBTOTALS	DEPT REQ FY17	FIN DIR FY17	CMRS REC FY17	ADOPTED FY17	FY17 GROUP SUBTOTALS
SALARIES PERM-INFO TECH SERV	0011051	5100		\$ 645,481.00		\$ 662,573.95	\$ 660,230.00	\$ 660,230.00	-	
SALARIES-TEMPORARY - INFO TECH	0011051	5110		\$ 15,000.00		\$ 15,000.00			-	
SALARIES-OVERTIME - INFO TECH	0011051	5120		\$ 10,000.00		\$ 10,000.00	\$ 4,000.00	\$ 4,000.00	-	
GROUP INSURANCE	0011051	5983							-	
MEDICARE	0011051	5984			\$ 670,481.00				-	\$ 664,230.00
TELEPHONES - INFO TECH SERV	0011052	5213		\$ 28,300.00		\$ 28,300.00	\$ 20,300.00	\$ 20,300.00	-	
INTERNET/SP-INFO TECH SERV	0011052	5214		\$ 72,000.00		\$ 72,000.00	\$ 72,000.00	\$ 72,000.00	-	
UTILITIES-INFO TECH SERV	0011052	5220		\$ 10,000.00					-	
PROF/TECH SERV-INFO TECH SERV	0011052	5239		\$ 21,000.00		\$ 25,000.00	\$ 25,000.00	\$ 25,000.00	-	
EDUC OF EMPLOYEES-INFO TECH SE	0011052	5241		\$ 8,000.00		\$ 8,000.00	\$ 4,000.00	\$ 4,000.00	-	
SOFTWARE/HARDWARE MAINT-IT	0011052	5276		\$ 190,000.00		\$ 190,000.00	\$ 100,000.00	\$ 100,000.00	-	
MACHINE/EQUIP MAINT/REPAIRS	0011052	5279		\$ 1,000.00		\$ 1,000.00	\$ 1,000.00	\$ 1,000.00	-	
OUT STATE TRAVEL-INFO TECH SER	0011052	5281							-	
IN-STATE TRAVEL-INFO TECH SERV	0011052	5282		\$ 8,000.00		\$ 10,000.00	\$ 8,000.00	\$ 8,000.00	-	\$ 230,400.00
FREIGHT/SHIPPG-IT	0011052	5294		\$ 100.00	\$ 338,400.00	\$ 100.00	\$ 100.00	\$ 100.00	-	
VEHICLE FUEL-INFO TECH SERV	0011053	5303		\$ 5,000.00		\$ 3,000.00	\$ 3,000.00	\$ 3,000.00	-	
OFFICE SUPPLIES/MATS-INFO TECH	0011053	5369		\$ 3,000.00		\$ 3,000.00	\$ 2,800.00	\$ 2,800.00	-	
SUPPLIES-INFO TECH SERV	0011053	5399		\$ 2,000.00	\$ 10,000.00	\$ 2,000.00	\$ 2,000.00	\$ 2,000.00	-	\$ 7,800.00
LICENSES/REGISTRATN/PERMITS-IT	0011054	5449		\$ 500.00	\$ 500.00				-	
VEHICLES-INFO TECH SERV	0011055	5501		\$ 22,000.00					-	
COMM EQUIPMENT - INFO TECH	0011055	5532		\$ 2,000.00		\$ 2,000.00	\$ 2,000.00	\$ 2,000.00	-	
OFF FURN/EQUIPMENT - IT	0011055	5547		\$ 2,000.00		\$ 2,000.00	\$ 1,000.00	\$ 1,000.00	-	
COMPUTER EQUIP-INFO TECH SERV	0011055	5559	0127	\$ 70,000.00	\$ 96,000.00	\$ 70,000.00	\$ 70,000.00	\$ 70,000.00	-	\$ 73,000.00
INTERIOR RENOVATIONS	0011058	5806		\$ 35,000.00		\$ 35,000.00			-	
TELEPHONE SYSTEM	0011058	5813		\$ 15,000.00		\$ 15,000.00			-	
MAJOR SOFTWARE SYSTEMS	0011058	5850		\$ 25,000.00		\$ 25,000.00			-	
WIDE-AREA NETWORKS	0011058	5851		\$ 75,000.00		\$ 75,000.00	\$ 75,000.00	\$ 75,000.00	-	
INTERIOR RENOV TRAINING ROOM-IT	0051058	5806	0127						-	
TELEPHONE SYSTEM-INFO TECH SER	0051058	5813							-	
SOFTWARE LICENSING-INFO TECH	0051058	5849		\$ 325,000.00					-	
MAJOR SOFTWARE SYSTEMS-IT	0051058	5850							-	
WIDE-AREA NETWORKS-INFO TECH S	0051058	5851			\$ 475,000.00				-	\$ 75,000.00
RETIREMENT-INFO TECH SERV	0011059	5981		\$ 92,793.00		\$ 102,072.30	\$ 120,639.00	\$ 120,639.00	-	
GROUP INSURANCE-INFO TECH SERV	0011059	5983		\$ 115,387.00		\$ 126,925.70	\$ 119,664.00	\$ 119,664.00	-	
MEDICARE-INFO TECH SERV	0011059	5984		\$ 9,664.00	\$ 217,844.00	\$ 9,067.32	\$ 9,632.00	\$ 9,632.00	-	\$ 249,935.00
TOTALS				\$ 1,808,225.00	\$ 1,808,225.00	\$ 1,492,039.27	\$ 1,300,365.00	\$ 1,300,365.00	-	\$ 1,300,365.00

	ACTUAL FY15	ORIGINAL FY16	CMRS REC FY17	% CHANGE
SALARIES & WAGES	\$ 532,816.11	\$ 670,481.00	\$ 664,230.00	-0.93%
CONTRACTUAL SERVICES	\$ 345,793.20	\$ 338,400.00	\$ 230,400.00	-31.91%
SUPPLIES & MATERIALS	\$ 4,585.75	\$ 10,000.00	\$ 7,800.00	-22.00%
CHARGES & OBLIGATIONS	\$ -	\$ 500.00		-100.00%
EQUIPMENT	\$ 57,453.16	\$ 96,000.00	\$ 73,000.00	-23.96%
SUBTOTAL:	\$ 940,648.22	\$ 1,115,381.00	\$ 975,430.00	-12.55%
FRINGES	\$ 187,747.46	\$ 217,844.00	\$ 249,935.00	14.73%
CAPITAL IMPROVEMENTS	\$ 520,502.59	\$ 475,000.00	\$ 75,000.00	-84.21%
TOTAL BUDGET:	\$ 1,648,898.27	\$ 1,808,225.00	\$ 1,300,365.00	-28.09%



120 RESOURCE DEVELOPMENT OFFICE

ORG	OBJ	PROJ	ORIGINAL FY16	FY16 GROUP SUBTOTALS	DEPT REQ FY17	FIN DIR FY17	CMRS REC FY17	ADOPTED FY17	FY17 GROUP SUBTOTALS
0011101	5100		\$ 406,996.00		\$ 420,245.23	\$ 420,245.23	\$ 420,245.23		
0011101	5983		\$ -		\$ -	\$ -	\$ -		
0011101	5984		\$ -		\$ -	\$ -	\$ -		
0011111	5101		\$ -		\$ -	\$ -	\$ -		
0011111	5102		\$ 56,301.00		\$ 59,076.42	\$ 59,076.42	\$ 59,076.42		
0011111	5983		\$ -		\$ -	\$ -	\$ -		
0011111	5984		\$ -	\$ 463,297.00	\$ -	\$ -	\$ -		\$ 479,321.65
0011102	5213		\$ 7,500.00		\$ 8,100.00	\$ 6,000.00	\$ 6,000.00		
0011102	5223		\$ 900.00		\$ 900.00	\$ 900.00	\$ 900.00		
0011102	5239		\$ 3,000.00		\$ 3,000.00	\$ 1,500.00	\$ 1,500.00		
0011102	5241		\$ 4,000.00		\$ 4,000.00	\$ 4,000.00	\$ 4,000.00		
0011102	5271		\$ 2,500.00		\$ 2,500.00	\$ 2,500.00	\$ 2,500.00		
0011102	5276		\$ 1,000.00		\$ 1,000.00	\$ 250.00	\$ 250.00		
0011102	5281		\$ 2,200.00		\$ 2,200.00	\$ 2,200.00	\$ 2,200.00		
0011102	5282		\$ 5,500.00		\$ 5,500.00	\$ 4,500.00	\$ 4,500.00		
0011102	5291		\$ 100.00		\$ 100.00	\$ 100.00	\$ 100.00		
0011102	5294		\$ 300.00		\$ 300.00	\$ 300.00	\$ 300.00		
0011102	5295		\$ 2,000.00		\$ 2,000.00	\$ 1,000.00	\$ 1,000.00		
0011102	5295	0155	\$ -		\$ -	\$ -	\$ -		
0011102	5295	0185	\$ -		\$ -	\$ -	\$ -		
0011102	5299		\$ 7,000.00		\$ 7,000.00	\$ 7,000.00	\$ 7,000.00		
0011102	5299	0086	\$ -		\$ -	\$ -	\$ -		
0011102	5299	0149	\$ -		\$ -	\$ -	\$ -		
0011102	5299	0155	\$ -		\$ -	\$ -	\$ -		
0011102	5299	0185	\$ -		\$ -	\$ -	\$ -		
0011112	5203		\$ 500.00		\$ 1,000.00	\$ 1,000.00	\$ 1,000.00		
0011112	5204		\$ 500.00		\$ 900.00	\$ 900.00	\$ 900.00		
0011112	5213		\$ 1,000.00		\$ 1,500.00	\$ 1,500.00	\$ 1,500.00		
0011112	5221		\$ 1,000.00		\$ 2,000.00	\$ 2,000.00	\$ 2,000.00		
0011112	5223		\$ 1,000.00		\$ 2,000.00	\$ 2,000.00	\$ 2,000.00		
0011112	5224		\$ 8,000.00		\$ 8,500.00	\$ 8,500.00	\$ 8,500.00		
0011112	5225		\$ -		\$ 500.00	\$ 500.00	\$ 500.00		
0011112	5241		\$ 3,000.00		\$ 3,500.00	\$ 3,500.00	\$ 3,500.00		
0011112	5271		\$ 4,000.00		\$ 4,000.00	\$ 4,000.00	\$ 4,000.00		
0011112	5281		\$ -		\$ -	\$ -	\$ -		
0011112	5282		\$ 5,892.00		\$ 6,480.00	\$ 6,480.00	\$ 6,480.00		
0011112	5289		\$ 32,000.00		\$ 30,500.00	\$ 30,500.00	\$ 30,500.00		
0011112	5291		\$ -		\$ 750.00	\$ 750.00	\$ 750.00		
0011112	5295		\$ 10,000.00		\$ 5,000.00	\$ 5,000.00	\$ 5,000.00		
0011112	5299		\$ 300.00	\$ 102,892.00	\$ 300.00	\$ 300.00	\$ 300.00		\$ 98,380.00
0011103	5320		\$ -		\$ -	\$ -	\$ -		
0011103	5320	0086	\$ -		\$ -	\$ -	\$ -		
0011103	5320	0088	\$ -		\$ -	\$ -	\$ -		
0011103	5320	0185	\$ -		\$ -	\$ -	\$ -		
0011103	5361		\$ 1,000.00		\$ 1,000.00	\$ 750.00	\$ 750.00		
0011103	5369		\$ 6,500.00		\$ 6,500.00	\$ 6,000.00	\$ 6,000.00		
0011103	5399		\$ 4,000.00		\$ 4,000.00	\$ 4,000.00	\$ 4,000.00		
0011103	5399	0086	\$ -		\$ -	\$ -	\$ -		
0011103	5399	0088	\$ -		\$ -	\$ -	\$ -		
0011103	5399	0149	\$ -		\$ -	\$ -	\$ -		
0011103	5399	0185	\$ -		\$ -	\$ -	\$ -		



130 ASSEMBLY OF DELEGATES

	ORG	OBJ	PROJ	ORIGINAL FY16	FY16 GROUP SUBTOTALS	DEPT REQ FY17	FIN DIR FY17	CMRS REC FY17	ADOPTED FY17	FY17 GROUP SUBTOTALS
SALARIES PERM-ASSEMBLY	0011301	5100		\$ 95,023.00		\$ 97,314.00	\$ 97,314.00	\$ 97,314.00		\$ 97,314.00
GROUP INSURANCE	0011301	5983		\$ -		\$ -	\$ -	\$ -		\$ -
MEDICARE	0011301	5984		\$ -	\$ 95,023.00	\$ -	\$ -	\$ -		\$ -
TELEPHONES - ASSEMBLY	0011302	5213		\$ 1,000.00		\$ 1,000.00	\$ 1,000.00	\$ 1,000.00		\$ 1,000.00
PROF & TECH SVCS - ASSEMBLY	0011302	5239		\$ 15,720.00		\$ 15,750.00	\$ 15,750.00	\$ 15,750.00		\$ 15,750.00
EDUCATION OF EMPLOYEES-ASSEMB	0011302	5241		\$ 9,375.00		\$ 2,400.00	\$ 2,400.00	\$ 2,400.00		\$ 2,400.00
EQUIP MAINT/REPAIRS-ASSEMBLY	0011302	5279		\$ -		\$ 350.00	\$ 350.00	\$ 350.00		\$ 350.00
IN STATE TRAVEL - ASSEMBLY	0011302	5282		\$ 10,490.00		\$ 17,500.00	\$ 17,500.00	\$ 17,500.00		\$ 17,500.00
ADVERTISING - ASSEMBLY	0011302	5291		\$ 1,600.00		\$ 1,600.00	\$ 1,600.00	\$ 1,600.00		\$ 1,600.00
PRINTING/COPYING-ASSEMBLY	0011302	5295		\$ 360.00		\$ -	\$ -	\$ -		\$ -
MISC CONTRACTUAL - ASSEMBLY	0011302	5299		\$ 6,000.00	\$ 44,545.00	\$ 1,000.00	\$ 1,000.00	\$ 1,000.00		\$ 1,000.00
POSTAGE-ASSEMBLY	0011303	5361		\$ 550.00		\$ 300.00	\$ 300.00	\$ 300.00		\$ 300.00
OFFICE SUPPL/MATS-ASSEMBLY	0011303	5369		\$ 600.00		\$ 600.00	\$ 600.00	\$ 600.00		\$ 600.00
MISC SUPPL/MATS-ASSEMBLY	0011303	5399		\$ 350.00	\$ 1,500.00	\$ 350.00	\$ 350.00	\$ 350.00		\$ 350.00
ASSOCIATION DUES-ASSEMBLY	0011304	5421		\$ 200.00		\$ 100.00	\$ 100.00	\$ 100.00		\$ 100.00
SUBSCRIPTIONS-ASSEMBLY	0011304	5429		\$ 336.00	\$ 536.00	\$ 250.00	\$ 250.00	\$ 250.00		\$ 250.00
DATA PROC EQUIP - ASSEMBLY	0011305	5559		\$ 600.00		\$ -	\$ -	\$ -		\$ -
MISC EQUIPMENT-ASSEMBLY	0011305	5599		\$ -	\$ 600.00	\$ -	\$ -	\$ -		\$ -
RETIREMENT-ASSEMBLY	0011309	5981		\$ 16,299.00		\$ 25,765.00	\$ 16,334.00	\$ 16,334.00		\$ 16,334.00
GROUP INSURANCE - ASSEMBLY	0011309	5983		\$ 156,121.00		\$ 167,212.00	\$ 162,345.00	\$ 162,345.00		\$ 162,345.00
MEDICARE-ASSEMBLY	0011309	5984		\$ 1,355.00	\$ 173,775.00	\$ 1,412.00	\$ 1,412.00	\$ 1,412.00		\$ 1,412.00
TOTALS				\$ 315,979.00	\$ 315,979.00	\$ 332,903.00	\$ 318,605.00	\$ 318,605.00		\$ 318,605.00

	ACTUAL FY15	ORIGINAL FY16	CMRS REC FY17	% CHANGE
SALARIES & WAGES	\$ 90,601.78	\$ 95,023.00	\$ 97,314.00	2.41%
CONTRACTURAL SERVICES	\$ 30,483.19	\$ 44,545.00	\$ 39,600.00	-11.10%
SUPPLIES & MATERIALS	\$ 895.45	\$ 1,500.00	\$ 1,250.00	-16.67%
CHARGES & OBLIGATIONS	\$ 75.00	\$ 536.00	\$ 350.00	-34.70%
EQUIPMENT	\$ -	\$ 600.00	\$ -	-100.00%
SUBTOTAL:	\$ 122,055.42	\$ 142,204.00	\$ 138,514.00	-2.59%
FRINGES	\$ 159,554.38	\$ 173,775.00	\$ 180,091.00	3.63%
CAPITAL IMPROVEMENTS	\$ -	\$ -	\$ -	
TOTAL BUDGET:	\$ 281,609.80	\$ 315,979.00	\$ 318,605.00	0.83%



SUMMARY:

	ACTUAL FY15	ORIGINAL FY16	CMRS REC FY17	% CHANGE
SALARIES & WAGES	\$ 518,419.90	\$ 514,635.00	\$ 483,946.20	-5.96%
CONTRACTUAL SERVICES	\$ 48,151.96	\$ 69,625.00	\$ 60,975.00	-12.42%
SUPPLIES & MATERIALS	\$ 12,973.80	\$ 14,550.00	\$ 12,850.00	-11.68%
CHARGES & OBLIGATIONS	\$ 11,750.26	\$ 16,900.00	\$ 13,500.00	-20.12%
EQUIPMENT	\$ 1,818.35	\$ 1,000.00	\$ 1,000.00	0.00%
SUBTOTAL:	\$ 593,114.27	\$ 616,710.00	\$ 572,271.20	-7.21%
FRINGES	\$ 179,369.84	\$ 201,948.00	\$ 183,032.00	-9.37%
CAPITAL IMPROVEMENTS	\$ -	\$ -	\$ -	
TOTAL BUDGET:	\$ 772,484.11	\$ 818,658.00	\$ 755,303.20	-7.74%



200 FACILITIES

	ORG	OBJ	PROJ	ORIGINAL FY16	FY16 GROUP SUBTOTALS	DEPT REQ FY17	FIN DIR FY17	CMRS REC FY17	ADOPTED FY17	FY17 GROUP SUBTOTALS
SALARIES PERM-FST DIST	0012011	5100		\$ 144,532.00		\$ 144,532.00	\$ 144,532.00	\$ 144,532.00	\$ -	
SALARIES OVERTIME-FST DIST	0012011	5120		\$ 2,060.00		\$ 6,700.00	\$ 6,700.00	\$ 6,700.00	\$ -	
GROUP INSURANCE	0012011	5983		\$ -		\$ -	\$ -	\$ -	\$ -	
MEDICARE	0012011	5984		\$ -		\$ -	\$ -	\$ -	\$ -	
SALARIES PERM-SEC DIST	0012021	5100		\$ 101,460.00		\$ 101,460.00	\$ 101,460.00	\$ 101,460.00	\$ -	
SALARIES OVERTIME-SEC DIST	0012021	5120		\$ 1,030.00		\$ 2,670.00	\$ 2,670.00	\$ 2,670.00	\$ -	
GROUP INSURANCE	0012021	5983		\$ -		\$ -	\$ -	\$ -	\$ -	
MEDICARE	0012021	5984		\$ -		\$ -	\$ -	\$ -	\$ -	
SALARIES PERM-SUP CRT	0012031	5100		\$ 86,147.00		\$ 86,147.00	\$ 86,147.00	\$ 86,147.00	\$ -	
SALARIES OVERTIME-SUP CRT	0012031	5120		\$ 1,030.00		\$ 1,030.00	\$ 1,030.00	\$ 1,030.00	\$ -	
GROUP INSURANCE	0012031	5983		\$ -		\$ -	\$ -	\$ -	\$ -	
MEDICARE	0012031	5984		\$ -		\$ -	\$ -	\$ -	\$ -	
SALARIES PERM-CTY COMPLEX	0012041	5100		\$ 494,755.00		\$ 497,900.00	\$ 497,900.00	\$ 497,900.00	\$ -	
SALARIES TEMP-CTY COMPLEX	0012041	5110		\$ 13,000.00		\$ 13,000.00	\$ 13,000.00	\$ 13,000.00	\$ -	
SALARIES OVERTIME-CTY COMPLEX	0012041	5120		\$ 6,180.00		\$ 17,600.00	\$ 17,600.00	\$ 17,600.00	\$ -	
LONGEVITY-CTY COMPLEX	0012041	5151		\$ 3,500.00		\$ 7,600.00	\$ 7,600.00	\$ 7,600.00	\$ -	
GROUP INSURANCE	0012041	5983		\$ -		\$ -	\$ -	\$ -	\$ -	
MEDICARE	0012041	5984		\$ -		\$ -	\$ -	\$ -	\$ -	
SALARIES PERM-REG DEEDS	0012051	5100		\$ 88,626.00		\$ 88,626.00	\$ 88,626.00	\$ 88,626.00	\$ -	
SALARIES OVERTIME-REG DEEDS	0012051	5120		\$ 1,287.00		\$ 1,287.00	\$ 1,287.00	\$ 1,287.00	\$ -	
GROUP INSURANCE	0012051	5983		\$ -		\$ -	\$ -	\$ -	\$ -	
MEDICARE	0012051	5984		\$ -		\$ -	\$ -	\$ -	\$ -	
SALARIES-RTE 6 REST AREA	0012061	5100		\$ 9,585.00		\$ 9,585.00	\$ 9,585.00	\$ 9,585.00	\$ -	
SALARIES-OVERTIME-RTE 6 REST A	0012061	5120		\$ 9,585.00		\$ 11,600.00	\$ 11,600.00	\$ 11,600.00	\$ -	
SALARIES PERM-CHILD ADV CTR	0012081	5100		\$ 15,192.00		\$ 18,165.00	\$ 18,165.00	\$ 18,165.00	\$ -	
GROUP INSURANCE	0012081	5983		\$ -		\$ -	\$ -	\$ -	\$ -	
MEDICARE	0012081	5984		\$ -		\$ -	\$ -	\$ -	\$ -	
SALARIES PERM-WHITE HOUSE	0012091	5100		\$ 21,537.00		\$ 21,537.00	\$ 21,537.00	\$ 21,537.00	\$ -	
SALARIES-OVERTIME-WHITE HOUSE	0012091	5120		\$ -		\$ -	\$ -	\$ -	\$ -	
GROUP INSURANCE	0012091	5983		\$ -		\$ -	\$ -	\$ -	\$ -	
MEDICARE	0012091	5984		\$ -		\$ -	\$ -	\$ -	\$ -	
SALARIES PERM-OLD JAIL	0012131	5100		\$ 21,537.00		\$ 21,537.00	\$ 21,537.00	\$ 21,537.00	\$ -	
SALARIES-OVERTIME-OLD JAIL	0012131	5120		\$ -		\$ -	\$ -	\$ -	\$ -	
GROUP INSURANCE	0012131	5983		\$ -		\$ -	\$ -	\$ -	\$ -	
MEDICARE	0012131	5984		\$ -		\$ -	\$ -	\$ -	\$ -	
ELECTRICITY CHARGES - FST DIST	0012012	5221		\$ 91,000.00		\$ 91,000.00	\$ 91,000.00	\$ 91,000.00	\$ -	
HEATING FUEL- FST DIST	0012012	5223		\$ 53,000.00		\$ 49,000.00	\$ 49,000.00	\$ 49,000.00	\$ -	
WATER/SEWER CHARGES - FST DIST	0012012	5224		\$ 5,250.00		\$ 7,250.00	\$ 7,250.00	\$ 7,250.00	\$ -	
ELECTRICAL REPAIRS - FST DIST	0012012	5262		\$ 3,100.00		\$ 3,100.00	\$ 3,100.00	\$ 3,100.00	\$ -	
PAINTING	0012012	5263		\$ -		\$ -	\$ -	\$ -	\$ -	
BLDG REPAIRS/MAINT-FST DIST	0012012	5269		\$ 8,800.00		\$ 8,800.00	\$ 8,800.00	\$ 8,800.00	\$ -	
EQUIP MAINT/REPAIRS-FST DIST	0012012	5279		\$ 18,800.00		\$ 7,800.00	\$ 7,800.00	\$ 7,800.00	\$ -	
MISC CONTRACTUAL - FST DIST	0012012	5299		\$ 4,400.00		\$ 4,400.00	\$ 4,400.00	\$ 4,400.00	\$ -	
TELEPHONES - SEC DIST	0012022	5213		\$ 1,500.00		\$ 1,500.00	\$ 1,500.00	\$ 1,500.00	\$ -	
ELECTRICITY CHARGES - SEC DIST	0012022	5221		\$ 53,000.00		\$ 45,000.00	\$ 45,000.00	\$ 45,000.00	\$ -	
HEATING FUEL-SEC DIST	0012022	5223		\$ 34,000.00		\$ 27,000.00	\$ 27,000.00	\$ 27,000.00	\$ -	
WATER/SEWER CHARGES - SEC DIST	0012022	5224		\$ 2,500.00		\$ 2,500.00	\$ 2,500.00	\$ 2,500.00	\$ -	
PAVED AREAS REPAIRS-SEC DIST	0012022	5266		\$ 4,500.00		\$ 4,500.00	\$ 4,500.00	\$ 4,500.00	\$ -	
LAWN & GROUNDS CARE-SEC DIST	0012022	5267		\$ 5,800.00		\$ 5,800.00	\$ 5,800.00	\$ 5,800.00	\$ -	
					\$ 1,021,043.00					\$ 1,050,976.00

200 FACILITIES

	ORG	OBJ	PROJ	ORIGINAL FY16	FY16 GROUP SUBTOTALS	DEPT REQ FY17	FIN DIR FY17	CMRS REC FY17	ADOPTED FY17	FY17 GROUP SUBTOTALS
PLOWING-SEC DISTR	0012022	5268		\$ 4,300.00		\$ 4,500.00	\$ 4,500.00	\$ 4,500.00		
BLD REPAIRS/MAINT-SEC DIST	0012022	5269		\$ 2,500.00		\$ 2,000.00	\$ 2,000.00	\$ 2,000.00		
EQUIP MAINT/REPAIRS-SEC DIST	0012022	5279		\$ 1,800.00		\$ 1,800.00	\$ 1,800.00	\$ 1,800.00		
IN STATE TRAVEL - SEC DIST	0012022	5282		\$ 300.00		\$ 150.00	\$ 150.00	\$ 150.00		
MISC CONTRACTUAL - SEC DIST	0012022	5299		\$ 8,400.00		\$ 8,400.00	\$ 8,400.00	\$ 8,400.00		
ELECTRICITY CHARGES-SUP CRT	0012032	5221		\$ 69,000.00		\$ 60,000.00	\$ 60,000.00	\$ 60,000.00		
HEATING FUEL-SUP CRT	0012032	5223		\$ 34,000.00		\$ 32,000.00	\$ 32,000.00	\$ 32,000.00		
WATER/SEWER CHARGES-SUP CRT	0012032	5224		\$ 4,200.00		\$ 5,600.00	\$ 5,600.00	\$ 5,600.00		
ARCHITECTURAL & ENGIN SVCE-SUP	0012032	5232		\$ 4,800.00		\$ -	\$ -	\$ -		
ELECTRICAL REPAIRS-SUP CRT	0012032	5262		\$ 2,500.00		\$ 2,500.00	\$ 2,500.00	\$ 2,500.00		
PAINTING-SUP CRT	0012032	5263		\$ 11,000.00		\$ 11,000.00	\$ 11,000.00	\$ 11,000.00		
BLD REPAIRS/MAINT-SUP CRT	0012032	5269		\$ 1,800.00		\$ 1,800.00	\$ 1,800.00	\$ 1,800.00		
EQUIP MAINT/REPAIRS-SUP CRT	0012032	5279		\$ 2,100.00		\$ 2,100.00	\$ 2,100.00	\$ 2,100.00		
MISC CONTRACTUAL-SUP CRT	0012032	5299		\$ 3,200.00		\$ 3,200.00	\$ 3,200.00	\$ 3,200.00		
TELEPHONES-CITY COMPLEX	0012042	5213		\$ 35,000.00		\$ 30,000.00	\$ 30,000.00	\$ 30,000.00		
WATER/SEWER-CITY COMPLEX	0012042	5224		\$ 19,000.00		\$ 6,000.00	\$ 6,000.00	\$ 6,000.00		
PROF & TECH SERVICES-CITY COMPLX	0012042	5239		\$ 12,000.00		\$ 4,000.00	\$ 4,000.00	\$ 4,000.00		
ED OF EMPLOY-CITY COMPLEX	0012042	5241		\$ 4,800.00		\$ 4,800.00	\$ 4,800.00	\$ 4,800.00		
PAVED AREAS REPAIRS-CITY COMPLEX	0012042	5266		\$ -		\$ -	\$ -	\$ -		
LAWN/GROUNDS CARE-CITY COMPLX	0012042	5267		\$ 38,000.00		\$ 35,000.00	\$ 35,000.00	\$ 35,000.00		
PLOWING-CITY COMPLEX	0012042	5268		\$ -		\$ -	\$ -	\$ -		
BLD REPAIRS/MAINT-CITY COMPLEX	0012042	5269		\$ 1,800.00		\$ 2,800.00	\$ 2,800.00	\$ 2,800.00		
VEHICLE REPAIRS-CITY COMPLEX	0012042	5271		\$ 15,500.00		\$ 5,500.00	\$ 5,500.00	\$ 5,500.00		
EQUIP MAINT/REPAIRS-CITY COMPLX	0012042	5279		\$ 20,000.00		\$ 10,000.00	\$ 10,000.00	\$ 10,000.00		
IN STATE TRAVEL-CITY COMPLEX	0012042	5282		\$ 870.00		\$ 870.00	\$ 870.00	\$ 870.00		
FREIGHT/SHIPPING-CITY COMPLEX	0012042	5294		\$ 200.00		\$ 200.00	\$ 200.00	\$ 200.00		
MISC CONTRACTUAL-CITY COMPLEX	0012042	5299		\$ 10,000.00		\$ 10,000.00	\$ 10,000.00	\$ 10,000.00		
ELECTRICITY CHARGES-REG DEEDS	0012052	5221		\$ 66,000.00		\$ 56,000.00	\$ 56,000.00	\$ 56,000.00		
HEATING FUEL-REG DEEDS	0012052	5223		\$ 24,000.00		\$ 21,000.00	\$ 21,000.00	\$ 21,000.00		
WATER/SEWER CHARGES-REG DEEDS	0012052	5224		\$ 3,300.00		\$ 4,800.00	\$ 4,800.00	\$ 4,800.00		
ELECTRICAL REPAIRS-REG DEEDS	0012052	5262		\$ 2,500.00		\$ 2,500.00	\$ 2,500.00	\$ 2,500.00		
PAINTING-REG DEEDS	0012052	5263		\$ 10,700.00		\$ 10,700.00	\$ 10,700.00	\$ 10,700.00		
BLD REPAIRS/MAINT-REG DEEDS	0012052	5269		\$ 2,000.00		\$ 2,500.00	\$ 2,500.00	\$ 2,500.00		
EQUIP MAINT/REPAIRS-REG DEEDS	0012052	5279		\$ 4,000.00		\$ 4,000.00	\$ 4,000.00	\$ 4,000.00		
MISC CONTRACTUAL-REG DEEDS	0012052	5299		\$ 3,400.00		\$ 3,400.00	\$ 3,400.00	\$ 3,400.00		
PAVED AREAS REPAIRS-RTE 6 REST	0012062	5266		\$ 2,000.00		\$ 2,000.00	\$ 2,000.00	\$ 2,000.00		
BLD REPAIRS/MAINT-RTE 6 RE	0012062	5269		\$ 1,200.00		\$ 1,200.00	\$ 1,200.00	\$ 1,200.00		
EQUIP MAINT/REP-RTE 6 REST ARE	0012062	5279		\$ 800.00		\$ 800.00	\$ 800.00	\$ 800.00		
MISC CONTRACTUAL-RTE 6 REST AR	0012062	5299		\$ 1,750.00		\$ 1,750.00	\$ 1,750.00	\$ 1,750.00		
TELEPHONES - FARMHOUSE	0012072	5213		\$ 1,000.00		\$ -	\$ -	\$ -		
ELECTRICITY CHARGES - FARMHOUS	0012072	5221		\$ 2,800.00		\$ 2,800.00	\$ 2,800.00	\$ 2,800.00		
HEATING FUEL-FARMHOUSE	0012072	5223		\$ 1,900.00		\$ 1,900.00	\$ 1,900.00	\$ 1,900.00		
WATER/SEWER - FARMHOUSE	0012072	5224		\$ 400.00		\$ 400.00	\$ 400.00	\$ 400.00		
PAVED AREAS REPAIRS-FARMHOUSE	0012072	5266		\$ 3,500.00		\$ 2,500.00	\$ 2,500.00	\$ 2,500.00		
BLD REPAIRS/MAINT-FARMHOUSE	0012072	5269		\$ 2,000.00		\$ 2,500.00	\$ 2,500.00	\$ 2,500.00		
EQUIP MAINT/REPAIRS-FARMHOUSE	0012072	5279		\$ 400.00		\$ 500.00	\$ 500.00	\$ 500.00		
MISC CONTRACTUAL-EXT FARMHOUSE	0012072	5299		\$ 600.00		\$ 600.00	\$ 600.00	\$ 600.00		
TELEPHONE-CHILD ADVOCACY CTR	0012082	5213		\$ 1,000.00		\$ 800.00	\$ 800.00	\$ 800.00		
ELECTRICITY CHARGES-CHILD ADVO	0012082	5221		\$ 5,500.00		\$ 5,500.00	\$ 5,500.00	\$ 5,500.00		

200 FACILITIES

	ORG	OBJ	PROJ	ORIGINAL FY16	FY16 GROUP SUBTOTALS	DEPT REQ FY17	FIN DIR FY17	CMRS REC FY17	ADOPTED FY17	FY17 GROUP SUBTOTALS
HEATING FUEL-CHILD ADVOCACY CT	0012082	5223		\$ 2,850.00		\$ 2,850.00	\$ 2,850.00	\$ 2,850.00	\$ -	\$ -
WATER/SEWER CHARGES CAC	0012082	5224		\$ 800.00		\$ 800.00	\$ 800.00	\$ 800.00	\$ -	\$ -
ELECTRICAL REPAIRS-CAC	0012082	5262		\$ -		\$ -	\$ -	\$ -	\$ -	\$ -
LAWN & GROUNDS CARE-CAC	0012082	5267		\$ -		\$ -	\$ -	\$ -	\$ -	\$ -
BLD REPAIRS/MAINT-CAC	0012082	5269		\$ 9,500.00		\$ 9,500.00	\$ 9,500.00	\$ 9,500.00	\$ -	\$ -
EQUIP MAINT/REPAIRS-CAC	0012082	5279		\$ 1,000.00		\$ 1,000.00	\$ 1,000.00	\$ 1,000.00	\$ -	\$ -
MISC CONTRACTUAL CAC	0012082	5299		\$ 1,000.00		\$ 1,000.00	\$ 1,000.00	\$ 1,000.00	\$ -	\$ -
ELECTRICITY CHGS - WHITE HOUSE	0012092	5221		\$ 9,300.00		\$ 9,300.00	\$ 9,300.00	\$ 9,300.00	\$ -	\$ -
HEATING FUEL-WHITE HOUSE	0012092	5223		\$ 8,000.00		\$ 7,000.00	\$ 7,000.00	\$ 7,000.00	\$ -	\$ -
WATER/SEWER - WHITE HOUSE	0012092	5224		\$ 1,500.00		\$ 2,500.00	\$ 2,500.00	\$ 2,500.00	\$ -	\$ -
EQUIP MAINT/REPAIRS-WHITE HOUS	0012092	5279		\$ 1,000.00		\$ 1,000.00	\$ 1,000.00	\$ 1,000.00	\$ -	\$ -
MISC. CONTRACTUAL - WHITE HOUS	0012092	5299		\$ 2,500.00		\$ 2,500.00	\$ 2,500.00	\$ 2,500.00	\$ -	\$ -
ELECTRICITY CHGS-OLD JAIL	0012132	5221		\$ 29,500.00		\$ 28,500.00	\$ 28,500.00	\$ 28,500.00	\$ -	\$ -
HEATING FUEL-OLD JAIL	0012132	5223		\$ 26,000.00		\$ 22,500.00	\$ 22,500.00	\$ 22,500.00	\$ -	\$ -
WATER/SEWER-OLD JAIL	0012132	5224		\$ 4,300.00		\$ 4,300.00	\$ 4,300.00	\$ 4,300.00	\$ -	\$ -
ELECTRICAL REPAIRS - OLD JAIL	0012132	5262		\$ 8,000.00		\$ 6,000.00	\$ 6,000.00	\$ 6,000.00	\$ -	\$ -
BUILD REPAIRS/MAINT - OLD JAIL	0012132	5269		\$ 2,800.00		\$ 2,800.00	\$ 2,800.00	\$ 2,800.00	\$ -	\$ -
EQUIP MAINT/REPAIRS - OLD JAIL	0012132	5279		\$ 1,800.00		\$ 1,800.00	\$ 1,800.00	\$ 1,800.00	\$ -	\$ -
MISC CONTRACTUAL - OLD JAIL	0012132	5299		\$ 5,000.00		\$ 5,000.00	\$ 5,000.00	\$ 5,000.00	\$ -	\$ -
ELECTRICITY CHARGES - NEW LAB	0012152	5221		\$ 39,000.00		\$ 36,000.00	\$ 36,000.00	\$ 36,000.00	\$ -	\$ -
HEATING FUEL - NEW LAB	0012152	5223		\$ 17,500.00		\$ 14,500.00	\$ 14,500.00	\$ 14,500.00	\$ -	\$ -
WATER/SEWER - NEW LAB	0012152	5224		\$ 4,200.00		\$ 4,200.00	\$ 4,200.00	\$ 4,200.00	\$ -	\$ -
EQUIP MAINT/REPAIRS-NEW LAB	0012152	5279		\$ 1,000.00		\$ 1,600.00	\$ 1,600.00	\$ 1,600.00	\$ -	\$ -
MISC CONTRACTUAL - NEW LAB	0012152	5299		\$ 4,000.00		\$ 4,000.00	\$ 4,000.00	\$ 4,000.00	\$ -	\$ -
WATER/SEWER-OPEN CAPE BUILDG	0012172	5224		\$ -		\$ -	\$ -	\$ -	\$ -	\$ -
CONSTR SUPPLIES/MAT - FST DIST	0012013	5311		\$ 1,000.00	\$ 914,020.00	\$ 1,000.00	\$ 1,000.00	\$ 1,000.00	\$ -	\$ 798,670.00
HDWR/PLMB SUPP-FST DIST	0012013	5312		\$ 3,600.00		\$ 3,600.00	\$ 3,600.00	\$ 3,600.00	\$ -	\$ -
PAINTING SUPPLIES	0012013	5313		\$ 11,800.00		\$ 5,800.00	\$ 5,800.00	\$ 5,800.00	\$ -	\$ -
BLDG/GRD SUPPLIES/MAT-FST DIST	0012013	5319		\$ 3,000.00		\$ 3,000.00	\$ 3,000.00	\$ 3,000.00	\$ -	\$ -
HSEHOLD SUPP/MAT - FST DIST	0012013	5340		\$ 7,600.00		\$ 7,600.00	\$ 7,600.00	\$ 7,600.00	\$ -	\$ -
SUPPLIES/MAT - FST DIST	0012013	5399		\$ 2,000.00		\$ 2,000.00	\$ 2,000.00	\$ 2,000.00	\$ -	\$ -
VEHICLE SUPPLIES-SEC DIST	0012023	5309		\$ 1,400.00		\$ 1,400.00	\$ 1,400.00	\$ 1,400.00	\$ -	\$ -
CONSTR SUPP/MAT - SEC DIST	0012023	5311		\$ 800.00		\$ 800.00	\$ 800.00	\$ 800.00	\$ -	\$ -
HDWR/PLMB SUPP/MAT - SEC DIST	0012023	5312		\$ 2,800.00		\$ 2,800.00	\$ 2,800.00	\$ 2,800.00	\$ -	\$ -
PAINTING SUPP/MAT - SEC DIST	0012023	5313		\$ 4,800.00		\$ 2,300.00	\$ 2,300.00	\$ 2,300.00	\$ -	\$ -
GROUNDS/BLDGS SUPPLIES-SEC DIS	0012023	5319		\$ 4,000.00		\$ 4,000.00	\$ 4,000.00	\$ 4,000.00	\$ -	\$ -
HSEHOLD SUPP/MAT - SEC DIST	0012023	5340		\$ 5,200.00		\$ 5,400.00	\$ 5,400.00	\$ 5,400.00	\$ -	\$ -
SUPPLIES/MATERIALS - SEC DIST	0012023	5399		\$ 1,000.00		\$ 1,000.00	\$ 1,000.00	\$ 1,000.00	\$ -	\$ -
CONSTR SUPP/MAT-SUP CRT	0012033	5311		\$ 1,100.00		\$ 1,100.00	\$ 1,100.00	\$ 1,100.00	\$ -	\$ -
HDWR/PLMB SUPP/MAT-SUP CRT	0012033	5312		\$ 1,500.00		\$ 1,500.00	\$ 1,500.00	\$ 1,500.00	\$ -	\$ -
PAINTING SUPP/MAT-SUP CRT	0012033	5313		\$ 900.00		\$ 900.00	\$ 900.00	\$ 900.00	\$ -	\$ -
BLDG/GRND SUPPLIES-SUP CRT	0012033	5319		\$ 2,500.00		\$ 2,500.00	\$ 2,500.00	\$ 2,500.00	\$ -	\$ -
HSEHOLD SUPP/MAT-SUP CRT	0012033	5340		\$ 4,800.00		\$ 4,800.00	\$ 4,800.00	\$ 4,800.00	\$ -	\$ -
SUPPLIES/MATERIALS-SUP CRT	0012033	5399		\$ 2,200.00		\$ 2,200.00	\$ 2,200.00	\$ 2,200.00	\$ -	\$ -
VEHICLE FUEL-CITY COMPLEX	0012043	5303		\$ 9,300.00		\$ 11,100.00	\$ 11,100.00	\$ 11,100.00	\$ -	\$ -
VEHICLE SUPPLIES-CITY COMPLEX	0012043	5309		\$ 6,000.00		\$ 6,000.00	\$ 6,000.00	\$ 6,000.00	\$ -	\$ -
GROUNDS/BLDG SUPPLIES-CITY CMPL	0012043	5319		\$ 6,500.00		\$ 6,500.00	\$ 6,500.00	\$ 6,500.00	\$ -	\$ -
POSTAGE-CITY COMPLEX	0012043	5361		\$ 100.00		\$ 100.00	\$ 100.00	\$ 100.00	\$ -	\$ -
OFFICE SUPPL/MATS-CITY COMPLEX	0012043	5369		\$ 600.00		\$ 600.00	\$ 600.00	\$ 600.00	\$ -	\$ -

200 FACILITIES

	ORG	OBJ	PROJ	ORIGINAL FY16	FY16 GROUP SUBTOTALS	DEPT REQ FY17	FIN DIR FY17	CMRS REC FY17	ADOPTED FY17	FY17 GROUP SUBTOTALS
ADA IMPROVEMENTS-CITY COMPLEX	0012043	5395		\$ 3,500.00		\$ 3,500.00	\$ 3,500.00	\$ 3,500.00	\$ -	\$ -
MISC SUPPLS/MATS-CITY COMPLEX	0012043	5399		\$ 3,000.00		\$ 3,000.00	\$ 3,000.00	\$ 3,000.00	\$ -	\$ -
CONSTR SUPP/MAT-REG DEEDS	0012053	5311		\$ 500.00		\$ 500.00	\$ 500.00	\$ 500.00	\$ -	\$ -
HDWR/PLMB SUPP/MAT-REG DEEDS	0012053	5312		\$ 3,000.00		\$ 3,100.00	\$ 3,100.00	\$ 3,100.00	\$ -	\$ -
PAINTING SUPP/MAT-REG DEEDS	0012053	5313		\$ 1,250.00		\$ 1,250.00	\$ 1,250.00	\$ 1,250.00	\$ -	\$ -
BLDG/GRND SUPPLIES-REG DEEDS	0012053	5319		\$ 2,300.00		\$ 2,300.00	\$ 2,300.00	\$ 2,300.00	\$ -	\$ -
HSEHOLD SUPP/MAT-REG DEEDS	0012053	5340		\$ 6,600.00		\$ 6,900.00	\$ 6,900.00	\$ 6,900.00	\$ -	\$ -
SUPPLIES/MATERIALS-REG DEEDS	0012053	5399		\$ 1,700.00		\$ 1,800.00	\$ 1,800.00	\$ 1,800.00	\$ -	\$ -
PAINTING SUPPLIES-RTE 6 REST A	0012063	5313		\$ 4,000.00		\$ -	\$ -	\$ -	\$ -	\$ -
MISC BLDG/GRNDS SUPP-RTE 6 RES	0012063	5319		\$ 950.00		\$ 950.00	\$ 950.00	\$ 950.00	\$ -	\$ -
HSEHLD MATERIALS-RTE 6 REST AR	0012063	5340		\$ 1,950.00		\$ 2,150.00	\$ 2,150.00	\$ 2,150.00	\$ -	\$ -
MISC SUPP/MAT -RTE 6 REST AREA	0012063	5399		\$ 4,800.00		\$ 4,800.00	\$ 4,800.00	\$ 4,800.00	\$ -	\$ -
CONSTRUCTION SUPPLIES-FARMHOUS	0012073	5311		\$ 1,600.00		\$ 1,600.00	\$ 1,600.00	\$ 1,600.00	\$ -	\$ -
HRDWR/PLMBNG - FARMHOUSE	0012073	5312		\$ 400.00		\$ 400.00	\$ 400.00	\$ 400.00	\$ -	\$ -
BLDG&GRND SUPP. - FARMHOUSE	0012073	5319		\$ 5,000.00		\$ 5,000.00	\$ 5,000.00	\$ 5,000.00	\$ -	\$ -
HOUSEHOLD SUPP. - FARMHOUSE	0012073	5340		\$ 590.00		\$ 690.00	\$ 690.00	\$ 690.00	\$ -	\$ -
MISC SUPPLIES-EXT FARMHOUSE	0012073	5399		\$ 500.00		\$ 500.00	\$ 500.00	\$ 500.00	\$ -	\$ -
HRDWR/PLMB SUPP/MAT CAC	0012083	5319		\$ 1,200.00		\$ 1,200.00	\$ 1,200.00	\$ 1,200.00	\$ -	\$ -
BLDG&GRND SUPP - CAC	0012083	5319		\$ 1,000.00		\$ 1,000.00	\$ 1,000.00	\$ 1,000.00	\$ -	\$ -
HSEHLD SUPP/MAT CAC	0012083	5340		\$ 1,600.00		\$ 1,600.00	\$ 1,600.00	\$ 1,600.00	\$ -	\$ -
MISC SUPP/MAT -CAC	0012083	5399		\$ 500.00		\$ 500.00	\$ 500.00	\$ 500.00	\$ -	\$ -
CONSTR SUPP/MAT - WHITE HOUSE	0012093	5311		\$ 3,000.00		\$ 1,800.00	\$ 1,800.00	\$ 1,800.00	\$ -	\$ -
HRDWR/PLMBG SUPP - WHITE HOUSE	0012093	5312		\$ 2,500.00		\$ 2,100.00	\$ 2,100.00	\$ 2,100.00	\$ -	\$ -
HSHLD SUPP - WHITE HOUSE	0012093	5340		\$ 1,000.00		\$ 1,200.00	\$ 1,200.00	\$ 1,200.00	\$ -	\$ -
MISC. SUPP/MAT - WHITE HOUSE	0012093	5399		\$ 500.00		\$ 500.00	\$ 500.00	\$ 500.00	\$ -	\$ -
HDWR/PLUMBNG SUPPL-OLD JAIL	0012133	5312		\$ 4,500.00		\$ 4,500.00	\$ 4,500.00	\$ 4,500.00	\$ -	\$ -
BLDG/GRND SUPPLIES - OLD JAIL	0012133	5319		\$ 2,900.00		\$ 7,500.00	\$ 7,500.00	\$ 7,500.00	\$ -	\$ -
HOUSEHOLD SUPPLIES - OLD JAIL	0012133	5340		\$ 1,600.00		\$ 1,850.00	\$ 1,850.00	\$ 1,850.00	\$ -	\$ -
SUPPLIES-OLD JAIL	0012133	5399		\$ 2,600.00		\$ 2,600.00	\$ 2,600.00	\$ 2,600.00	\$ -	\$ -
PLUMBNG/HDWR SUPPLIES-NEW LAB	0012153	5312		\$ 1,500.00		\$ 1,500.00	\$ 1,500.00	\$ 1,500.00	\$ -	\$ -
BLDG/GRND SUPPLIES-NEW LAB	0012153	5319		\$ -		\$ -	\$ -	\$ -	\$ -	\$ -
HOUSEHOLD SUPPLIES - NEW LAB	0012153	5340		\$ 1,900.00		\$ 2,100.00	\$ 2,100.00	\$ 2,100.00	\$ -	\$ -
MISC. SUPPLIES - NEW LAB	0012153	5399		\$ 800.00		\$ 800.00	\$ 800.00	\$ 800.00	\$ -	\$ -
LICENSES/REG/PERMITS-1ST DISTR	0012014	5449		\$ 400.00	\$ 153,240.00	\$ 400.00	\$ 400.00	\$ 400.00	\$ -	\$ -
LICENSES/REG/PERMITS-SEC DIST	0012024	5449		\$ 550.00		\$ 550.00	\$ 550.00	\$ 550.00	\$ -	\$ -
LIC REG PERMITS-SUP CRT	0012034	5449		\$ 400.00		\$ 400.00	\$ 400.00	\$ 400.00	\$ -	\$ -
MISC RENTALS-SUP CRT	0012034	5469		\$ 1,900.00		\$ -	\$ -	\$ -	\$ -	\$ -
MISC DUES-CITY COMPLEX	0012044	5421		\$ 950.00		\$ 1,150.00	\$ 1,150.00	\$ 1,150.00	\$ -	\$ -
SUBSCRIPTIONS-CITY COMPLEX	0012044	5429		\$ -		\$ -	\$ -	\$ -	\$ -	\$ -
LICENSES/REG/PERMITS-COMPLEX	0012044	5449		\$ 2,500.00		\$ 2,500.00	\$ 2,500.00	\$ 2,500.00	\$ -	\$ -
MISC RENTALS-CITY COMPLEX	0012044	5469		\$ 13,000.00		\$ 13,000.00	\$ 13,000.00	\$ 13,000.00	\$ -	\$ -
LIC REG PERMITS-REG DEEDS	0012054	5449		\$ 800.00		\$ 800.00	\$ 800.00	\$ 800.00	\$ -	\$ -
MISC RENTALS-REG DEEDS	0012054	5469		\$ 2,500.00		\$ -	\$ -	\$ -	\$ -	\$ -
MISC RENTALS-CHILDRENS COVE	0012084	5469		\$ 200.00		\$ 200.00	\$ 200.00	\$ 200.00	\$ -	\$ -
LICENSES/REG/PERMITS-OLD JAIL	0012134	5449		\$ 400.00		\$ 400.00	\$ 400.00	\$ 400.00	\$ -	\$ -
LICENSES/REG/PERMITS-NEW LAB	0012154	5449		\$ 400.00	\$ 24,000.00	\$ 400.00	\$ 400.00	\$ 400.00	\$ -	\$ -
MISC EQUIPMENT - FST DIST	0012015	5599		\$ -		\$ -	\$ -	\$ -	\$ -	\$ -
MISC EQUIPMENT-SEC DIST	0012025	5599		\$ 1,100.00		\$ 1,100.00	\$ 1,100.00	\$ 1,100.00	\$ -	\$ -
HSEHLD EQUIP-SUP CRT	0012035	5548		\$ 700.00		\$ 700.00	\$ 700.00	\$ 700.00	\$ -	\$ -
					\$ 153,240.00					\$ 147,190.00

200 FACILITIES

ORG	PROJ	ORIGINAL FY16	FY16 GROUP SUBTOTALS	DEPT REQ FY17	FIN DIR FY17	CMRS REC FY17	ADOPTED FY17	FY17 GROUP SUBTOTALS
0012035	5599	\$ 10,000.00		\$ -	\$ -	\$ -	\$ -	
0012045	5501	\$ -		\$ -	\$ -	\$ -	\$ -	
0012045	5559	\$ -		\$ -	\$ -	\$ -	\$ -	
0012045	5599	\$ -	\$ 11,800.00	\$ -	\$ -	\$ -	\$ -	
0012018	5802	\$ 4,500.00		\$ 8,000.00	\$ 8,000.00	\$ 8,000.00	\$ -	\$ 9,800.00
0012038	5806	\$ 1,000.00		\$ 4,500.00	\$ 4,500.00	\$ 4,500.00	\$ -	
0012038	5807	\$ 1,200.00		\$ 1,000.00	\$ 1,000.00	\$ 1,000.00	\$ -	
0012118	5810	\$ -		\$ 1,200.00	\$ 1,200.00	\$ 1,200.00	\$ -	
0012118	5825	\$ -		\$ -	\$ -	\$ -	\$ -	
0052018	5817	\$ 60,000.00		\$ -	\$ -	\$ -	\$ -	
0052018	5820	\$ -		\$ -	\$ -	\$ -	\$ -	
0052018	5853	\$ -		\$ -	\$ -	\$ -	\$ -	
0052038	5802	\$ 269,000.00		\$ -	\$ -	\$ -	\$ -	
0052038	5807	\$ -		\$ -	\$ -	\$ -	\$ -	
0052038	5811	\$ -		\$ -	\$ -	\$ -	\$ -	
0052048	5805	\$ -		\$ -	\$ -	\$ -	\$ -	
0052048	5810	\$ -		\$ -	\$ -	\$ -	\$ -	
0052048	5815	\$ 165,000.00		\$ -	\$ -	\$ -	\$ -	
0052048	5829	\$ 250,000.00		\$ -	\$ -	\$ -	\$ -	
0052058	5817	\$ 150,000.00		\$ -	\$ -	\$ -	\$ -	
0052058	5830	\$ 15,000.00		\$ -	\$ -	\$ -	\$ -	
0052078	5856	\$ -		\$ -	\$ -	\$ -	\$ -	
0052078	5857	\$ -		\$ -	\$ -	\$ -	\$ -	
0052088	5808	\$ 72,500.00		\$ -	\$ -	\$ -	\$ -	
0052088	5812	\$ 12,000.00		\$ -	\$ -	\$ -	\$ -	
0052088	5815	\$ -		\$ -	\$ -	\$ -	\$ -	
0052138	5801	\$ -		\$ -	\$ -	\$ -	\$ -	
0052138	5805	\$ -		\$ -	\$ -	\$ -	\$ -	
0052138	5817	\$ -		\$ -	\$ -	\$ -	\$ -	
0052168	5801	\$ 60,000.00		\$ -	\$ -	\$ -	\$ -	
0052168	5802	\$ 30,000.00	\$ 1,090,200.00	\$ -	\$ -	\$ -	\$ -	\$ 6,700.00
0012049	5981	\$ 215,758.00		\$ -	\$ 200,790.00	\$ 200,790.00	\$ -	
0012049	5983	\$ 203,785.00		\$ -	\$ 184,688.00	\$ 184,688.00	\$ -	
0012049	5984	\$ 15,636.00		\$ -	\$ 15,218.00	\$ 15,218.00	\$ -	
0012069	5983	\$ -		\$ -	\$ 8,118.00	\$ 8,118.00	\$ -	
0012069	5984	\$ -	\$ 435,179.00	\$ -	\$ 307.00	\$ 307.00	\$ -	\$ 409,121.00
	TOTALS	\$ 3,649,482.00	\$ 3,649,482.00	\$ 2,032,736.00	\$ 2,442,257.00	\$ 2,442,257.00	\$ -	\$ 2,442,257.00

200 FACILITIES

	ORG ACTUAL FY15	OBJ ORIGINAL FY16	PROJ CMRS REC FY17	ORIGINAL FY16	% CHANGE
SUMMARY:					
SALARIES & WAGES	\$ 1,048,757.13	\$ 1,021,043.00	\$ 1,050,976.00	\$ 1,021,043.00	2.93%
CONTRACTURAL SERVICES	\$ 571,025.60	\$ 914,020.00	\$ 798,670.00	\$ 914,020.00	-12.62%
SUPPLIES & MATERIALS	\$ 109,834.36	\$ 153,240.00	\$ 147,190.00	\$ 153,240.00	-3.95%
CHARGES & OBLIGATIONS	\$ 13,840.72	\$ 24,000.00	\$ 19,800.00	\$ 24,000.00	-17.50%
EQUIPMENT	\$ 3,686.72	\$ 11,800.00	\$ 9,800.00	\$ 11,800.00	-16.95%
SUBTOTAL:	\$ 1,747,144.53	\$ 2,124,103.00	\$ 2,026,436.00	\$ 2,124,103.00	-4.60%
FRINGES	\$ 383,896.99	\$ 435,179.00	\$ 409,121.00	\$ 435,179.00	-5.99%
CAPITAL IMPROVEMENTS	\$ 67,306.51	\$ 1,090,200.00	\$ 6,700.00	\$ 1,090,200.00	-99.39%
TOTAL BUDGET:	\$ 2,198,348.03	\$ 3,649,482.00	\$ 2,442,257.00	\$ 3,649,482.00	-33.08%



230 COOPERATIVE EXTENSION

ORG	OBJ	PROJ	ORIGINAL FY16	FY16 GROUP SUBTOTALS	DEPT REQ FY17	FIN DIR FY17	CMRS REC FY17	ADOPTED FY17	FY17 GROUP SUBTOTALS
0002229	5100		\$ 1,380.00		\$ -	\$ -	\$ -	\$ -	
0002229	5983		\$ 367.00		\$ -	\$ -	\$ -	\$ -	
0002229	5984		\$ 20.00		\$ -	\$ -	\$ -	\$ -	
0002240	5100		\$ 6,265.00		\$ -	\$ -	\$ -	\$ -	
0002240	5299		\$ -		\$ -	\$ -	\$ -	\$ -	
0002240	5983		\$ 1,778.00		\$ -	\$ -	\$ -	\$ -	
0002240	5984		\$ 96.00		\$ -	\$ -	\$ -	\$ -	
0002246	5100		\$ 52,502.00		\$ 52,502.00	\$ 52,502.00	\$ 52,502.00	\$ 52,502.00	
0002246	5213		\$ -		\$ -	\$ 560.00	\$ 560.00	\$ -	
0002246	5281		\$ -		\$ -	\$ -	\$ -	\$ -	
0002246	5282		\$ 2,875.00		\$ 2,875.00	\$ 2,875.00	\$ 2,875.00	\$ 2,875.00	
0002246	5981		\$ 11,183.00		\$ 11,183.00	\$ 11,130.00	\$ 11,130.00	\$ 11,130.00	
0002246	5982		\$ -		\$ -	\$ 2,100.00	\$ 2,100.00	\$ -	
0002246	5983		\$ 10,646.00		\$ 10,646.00	\$ 6,645.00	\$ 6,645.00	\$ 6,645.00	
0002246	5984		\$ 761.00		\$ 761.00	\$ 761.00	\$ 761.00	\$ 761.00	
0002246	5989		\$ -		\$ -	\$ 1,394.00	\$ 1,394.00	\$ -	
0002252	5100		\$ -		\$ -	\$ 18,500.00	\$ 18,500.00	\$ -	
0002252	5981		\$ -		\$ -	\$ 3,922.00	\$ 3,922.00	\$ -	
0002252	5982		\$ -		\$ -	\$ 740.00	\$ 740.00	\$ -	
0002252	5983		\$ -		\$ -	\$ 5,332.55	\$ 5,332.55	\$ -	
0002252	5984		\$ -		\$ -	\$ 268.25	\$ 268.25	\$ -	
0002252	5989		\$ -		\$ -	\$ 577.20	\$ 577.20	\$ -	
0012301	5100		\$ 147,462.00	\$ -	\$ 153,586.00	\$ 151,955.83	\$ 151,955.83	\$ -	
0012301	5983		\$ -		\$ -	\$ -	\$ -	\$ -	
0012301	5984		\$ -		\$ -	\$ -	\$ -	\$ -	
0012311	5100		\$ 319,757.00		\$ 381,172.00	\$ 323,218.17	\$ 323,218.17	\$ -	
0012311	5101	0153	\$ -		\$ -	\$ -	\$ -	\$ -	
0012311	5101	0188	\$ -		\$ -	\$ -	\$ -	\$ -	
0012311	5983		\$ -		\$ -	\$ -	\$ -	\$ -	
0012311	5984		\$ -		\$ -	\$ -	\$ -	\$ -	
0012321	5100		\$ 264,118.00		\$ 282,517.00	\$ 301,715.93	\$ 301,715.93	\$ -	
0012321	5101	0089	\$ -		\$ -	\$ -	\$ -	\$ -	
0012321	5101	0129	\$ -		\$ -	\$ -	\$ -	\$ -	
0012321	5101	0130	\$ -		\$ -	\$ -	\$ -	\$ -	
0012321	5101	0189	\$ -		\$ -	\$ -	\$ -	\$ -	
0012321	5101	0191	\$ -		\$ -	\$ -	\$ -	\$ -	
0012321	5983		\$ -		\$ -	\$ -	\$ -	\$ -	
0012321	5983	0089	\$ -		\$ -	\$ -	\$ -	\$ -	
0012321	5983	0189	\$ -		\$ -	\$ -	\$ -	\$ -	
0012321	5984		\$ -		\$ -	\$ -	\$ -	\$ -	
0012321	5984	0089	\$ -		\$ -	\$ -	\$ -	\$ -	
0012321	5984	0189	\$ -		\$ -	\$ -	\$ -	\$ -	
0012331	5100		\$ 293,573.00		\$ 238,034.00	\$ 233,875.26	\$ 233,875.26	\$ -	
0012331	5100	0029	\$ -		\$ -	\$ -	\$ -	\$ -	
0012331	5101	0200	\$ -		\$ -	\$ -	\$ -	\$ -	
0012331	5101	0206	\$ -		\$ -	\$ -	\$ -	\$ -	
0012331	5983		\$ -		\$ -	\$ -	\$ -	\$ -	
0012331	5984		\$ -		\$ -	\$ -	\$ -	\$ -	
1022301	5100		\$ 111,047.00	\$ 1,194,724.00	\$ 111,597.00	\$ 111,597.00	\$ 111,597.00	\$ -	\$ 1,193,364.19
0012302	5213		\$ 5,500.00		\$ 5,500.00	\$ 5,000.00	\$ 5,000.00	\$ -	\$ -

1196104-

230 COOPERATIVE EXTENSION

ORG	OBJ	PROJ	ORIGINAL FY16	FY16 GROUP SUBTOTALS	DEPT REQ FY17	FIN DIR FY17	CMRS REC FY17	ADOPTED FY17	FY17 GROUP SUBTOTALS
0012302	5239		\$ 2,500.00		\$ 2,500.00	\$ 2,500.00	\$ 2,500.00	\$ -	\$ -
0012302	5241		\$ 2,000.00		\$ 2,500.00	\$ 2,000.00	\$ 2,000.00	\$ -	\$ -
0012302	5271		\$ 5,000.00		\$ 5,000.00	\$ 2,500.00	\$ 2,500.00	\$ -	\$ -
0012302	5279		\$ 6,000.00		\$ 6,000.00	\$ 3,000.00	\$ 3,000.00	\$ -	\$ -
0012302	5281		\$ 2,000.00		\$ 2,500.00	\$ 2,000.00	\$ 2,000.00	\$ -	\$ -
0012302	5282		\$ 2,000.00		\$ 2,000.00	\$ 800.00	\$ 800.00	\$ -	\$ -
0012302	5299	0103	\$ 10,000.00		\$ 10,000.00	\$ 10,000.00	\$ 10,000.00	\$ -	\$ -
0012312	5239		\$ 36,500.00		\$ 38,000.00	\$ 34,000.00	\$ 34,000.00	\$ -	\$ -
0012312	5282		\$ 7,052.00		\$ 7,052.00	\$ 4,500.00	\$ 4,500.00	\$ -	\$ -
0012312	5291		\$ 7,000.00		\$ 7,000.00	\$ 7,000.00	\$ 7,000.00	\$ -	\$ -
0012312	5295		\$ 8,000.00		\$ 8,000.00	\$ 8,000.00	\$ 8,000.00	\$ -	\$ -
0012322	5239		\$ 50,000.00		\$ 50,000.00	\$ 47,000.00	\$ 47,000.00	\$ -	\$ -
0012322	5279		\$ 1,000.00		\$ 1,000.00	\$ 1,000.00	\$ 1,000.00	\$ -	\$ -
0012322	5282		\$ 4,024.00		\$ 4,024.00	\$ 2,500.00	\$ 2,500.00	\$ -	\$ -
0012322	5294		\$ 3,000.00		\$ 3,000.00	\$ 2,500.00	\$ 2,500.00	\$ -	\$ -
0012322	5299	0027	\$ 30,000.00		\$ 30,000.00	\$ 30,000.00	\$ 30,000.00	\$ -	\$ -
0012332	5213		\$ 750.00		\$ 750.00	\$ 750.00	\$ 750.00	\$ -	\$ -
0012332	5221		\$ 500.00		\$ 500.00	\$ 250.00	\$ 250.00	\$ -	\$ -
0012332	5239		\$ 10,000.00		\$ 10,000.00	\$ 5,000.00	\$ 5,000.00	\$ -	\$ -
0012332	5239	0200	\$ -		\$ -	\$ -	\$ -	\$ -	\$ -
0012332	5282		\$ 4,695.00		\$ 4,695.00	\$ 2,000.00	\$ 2,000.00	\$ -	\$ -
0012332	5299	0029	\$ 12,000.00	\$ 212,396.00	\$ 12,000.00	\$ 12,000.00	\$ 12,000.00	\$ -	\$ 187,735.00
0012303	5303		\$ 8,000.00		\$ 8,000.00	\$ 8,000.00	\$ 8,000.00	\$ -	\$ -
0012303	5309		\$ 1,500.00		\$ 1,500.00	\$ 1,500.00	\$ 1,500.00	\$ -	\$ -
0012303	5320		\$ 750.00		\$ 750.00	\$ 250.00	\$ 250.00	\$ -	\$ -
0012303	5340		\$ 250.00		\$ 250.00	\$ 250.00	\$ 250.00	\$ -	\$ -
0012303	5361		\$ 7,000.00		\$ 5,000.00	\$ 5,000.00	\$ 5,000.00	\$ -	\$ -
0012303	5363		\$ 500.00		\$ 500.00	\$ 500.00	\$ 500.00	\$ -	\$ -
0012303	5369		\$ 5,500.00		\$ 5,500.00	\$ 5,500.00	\$ 5,500.00	\$ -	\$ -
0012303	5399		\$ 2,000.00		\$ 2,000.00	\$ 2,000.00	\$ 2,000.00	\$ -	\$ -
0012313	5391		\$ 9,000.00		\$ 9,000.00	\$ 9,000.00	\$ 9,000.00	\$ -	\$ -
0012313	5399	0104	\$ 6,000.00		\$ 6,000.00	\$ 6,000.00	\$ 6,000.00	\$ -	\$ -
0012323	5391		\$ 2,000.00		\$ 2,000.00	\$ 2,000.00	\$ 2,000.00	\$ -	\$ -
0012323	5399		\$ 20,000.00		\$ 20,000.00	\$ 15,000.00	\$ 15,000.00	\$ -	\$ -
0012333	5391		\$ 1,200.00		\$ 1,200.00	\$ 1,200.00	\$ 1,200.00	\$ -	\$ -
0012333	5399		\$ 4,000.00	\$ 67,700.00	\$ 4,000.00	\$ 3,500.00	\$ 3,500.00	\$ -	\$ 59,700.00
0012304	5421		\$ 850.00		\$ 850.00	\$ 850.00	\$ 850.00	\$ -	\$ -
0012304	5429		\$ 500.00		\$ 500.00	\$ 500.00	\$ 500.00	\$ -	\$ -
0012304	5449		\$ 300.00		\$ 300.00	\$ 300.00	\$ 300.00	\$ -	\$ -
0012304	5469		\$ 5,000.00		\$ 7,000.00	\$ 7,000.00	\$ 7,000.00	\$ -	\$ -
0012314	5489	0104	\$ -		\$ -	\$ -	\$ -	\$ -	\$ -
0012324	5462	0040	\$ 1,000.00		\$ 1,000.00	\$ -	\$ -	\$ -	\$ -
0012334	5490	0030	\$ 25,000.00		\$ 25,000.00	\$ -	\$ -	\$ -	\$ -
0012334	5490	0031	\$ 25,000.00	\$ 57,650.00	\$ 25,000.00	\$ -	\$ -	\$ -	\$ 8,650.00
0012305	5559		\$ 3,000.00		\$ 3,000.00	\$ 3,000.00	\$ 3,000.00	\$ -	\$ -
0012305	5599		\$ 4,000.00		\$ 4,000.00	\$ 4,000.00	\$ 4,000.00	\$ -	\$ -
0012325	5599		\$ 6,000.00		\$ -	\$ -	\$ -	\$ -	\$ -
0052308	5864		\$ 250,000.00	\$ 13,000.00	\$ -	\$ -	\$ -	\$ -	\$ 7,000.00
0012309	5981		\$ 194,832.00	\$ 250,000.00	\$ 214,316.00	\$ 214,928.00	\$ 214,928.00	\$ -	\$ -
0012309	5983		\$ 243,978.00		\$ 268,376.00	\$ 271,848.00	\$ 271,848.00	\$ -	\$ -

230 COOPERATIVE EXTENSION

	ORG	OBI	PROJ	ORIGINAL FY16	FY16 GROUP SUBTOTALS	DEPT REQ FY17	FIN DIR FY17	CMRS REC FY17	ADOPTED FY17	FY17 GROUP SUBTOTALS
MEDICARE-EXTENSION	0012309	5984	0189	\$ 10,461.00	\$ -	\$ 15,302.00	\$ 14,656.10	\$ 14,656.10	\$ -	\$ -
GROUP INSUR-MTCH-COOKG MATT GR	0012319	5983	0188	\$ -	\$ -	\$ -	\$ -	\$ -	\$ -	\$ -
MEDICARE-MTCH-ADAP EQUIP DIS Y	0012319	5984	0153	\$ -	\$ -	\$ -	\$ -	\$ -	\$ -	\$ -
MEDICARE-MTCH-COOKG MATTRS GR	0012319	5984	0188	\$ -	\$ -	\$ -	\$ -	\$ -	\$ -	\$ -
RETIREMT-MTCH-COASTL GEO GRT	0012329	5981	0189	\$ -	\$ -	\$ -	\$ -	\$ -	\$ -	\$ -
WORK COMP-MTCH-COASTL GEO GRT	0012329	5982	0189	\$ -	\$ -	\$ -	\$ -	\$ -	\$ -	\$ -
GRP INSUR-MTCH-FLOODPLAIN GRT	0012329	5983	0089	\$ -	\$ -	\$ -	\$ -	\$ -	\$ -	\$ -
GRP INS-MTCH-BARN-CRS APP ASST	0012329	5983	0129	\$ -	\$ -	\$ -	\$ -	\$ -	\$ -	\$ -
GRP INS-MTCH-COASTAL RES ASSMT	0012329	5983	0130	\$ -	\$ -	\$ -	\$ -	\$ -	\$ -	\$ -
GRP INSUR-MTCH-COASTL GEO GRT	0012329	5983	0189	\$ -	\$ -	\$ -	\$ -	\$ -	\$ -	\$ -
GRP INSUR-MTCH-NARF-NET GRT	0012329	5983	0191	\$ -	\$ -	\$ -	\$ -	\$ -	\$ -	\$ -
MEDICARE-MTCH-FLOODPLAIN GRT	0012329	5984	0089	\$ -	\$ -	\$ -	\$ -	\$ -	\$ -	\$ -
MEDICARE-MTCH-BARN-CRS APP ASS	0012329	5984	0129	\$ -	\$ -	\$ -	\$ -	\$ -	\$ -	\$ -
MEDICARE-MTCH-COASTL RES	0012329	5984	0130	\$ -	\$ -	\$ -	\$ -	\$ -	\$ -	\$ -
MEDICARE-MTCH-NARF-NET GRT	0012329	5984	0189	\$ -	\$ -	\$ -	\$ -	\$ -	\$ -	\$ -
MISC FRNGS-MTCH-COASTL GEO GRT	0012329	5984	0191	\$ -	\$ -	\$ -	\$ -	\$ -	\$ -	\$ -
COASTAL GEOLOGIST/AQUA-RETMT	1022309	5981	0189	\$ -	\$ -	\$ -	\$ -	\$ -	\$ -	\$ -
COASTAL GEOLOGIST/AQUA-WORK COMP	1022309	5982	0189	\$ 22,923.00	\$ 22,923.00	\$ 22,923.00	\$ 23,659.00	\$ 23,659.00	\$ -	\$ -
COASTAL GEOLOGIST/AQUA-INSUR	1022309	5983	0189	\$ 4,061.00	\$ 4,061.00	\$ 4,061.00	\$ 4,464.00	\$ 4,464.00	\$ -	\$ -
COASTAL GEOLOGIST/AQUA-MEDICARE	1022309	5984	0189	\$ 28,076.00	\$ 28,076.00	\$ 28,076.00	\$ 26,734.00	\$ 26,734.00	\$ -	\$ -
COASTAL GEOLOGIST/AQUA-FRINGS	1022309	5984	0189	\$ 1,607.00	\$ 1,607.00	\$ 1,607.00	\$ 1,618.00	\$ 1,618.00	\$ -	\$ -
TOTALS				\$ 2,330,929.00	\$ 2,330,929.00	\$ 2,147,195.00	\$ 2,050,708.29	\$ 2,050,708.29	\$ -	\$ -

534,079-

	ACTUAL FY15	ORIGINAL FY16	CMRS REC FY17	% CHANGE
SALARIES & WAGES	\$ 968,440.56	\$ 1,194,724.00	\$ 1,193,364.19	-0.11%
CONTRACTURAL SERVICES	\$ 129,775.25	\$ 212,396.00	\$ 187,735.00	-11.61%
SUPPLIES & MATERIALS	\$ 40,701.22	\$ 67,700.00	\$ 59,700.00	-11.82%
CHARGES & OBLIGATIONS	\$ 60,076.76	\$ 57,650.00	\$ 8,650.00	-85.00%
EQUIPMENT	\$ 7,152.91	\$ 13,000.00	\$ 7,000.00	-46.15%
SUBTOTAL:	\$ 1,206,146.70	\$ 1,545,470.00	\$ 1,456,449.19	-5.76%
FRINGES	\$ 411,437.15	\$ 535,459.00	\$ 594,259.10	10.98%
CAPITAL IMPROVEMENTS	\$ -	\$ 250,000.00	\$ -	-100.00%
TOTAL BUDGET:	\$ 1,617,583.85	\$ 2,330,929.00	\$ 2,050,708.29	-12.02%

1,194,104-

534,079-



240 REGISTRY OF DEEDS

	ORG	OBJ	PROJ	ORIGINAL FY16	FY16 GROUP SUBTOTALS	DEPT REQ FY17	FIN DIR FY17	CMRS REC FY17	ADOPTED FY17	FY17 GROUP SUBTOTALS
SALARIES PERM-REG-ADM	0012401	5100		\$ 363,968.00		\$ 369,956.91	\$ 369,956.91	\$ 369,956.91		
LONGEVITY - REG-ADM	0012401	5151		\$ 9,900.00		\$ 8,900.00	\$ 8,900.00	\$ 8,900.00		
GROUP INSURANCE	0012401	5983		\$ -		\$ -	\$ -	\$ -		
MEDICARE	0012401	5984		\$ -		\$ -	\$ -	\$ -		
SALARIES PERM-REG-REGISTD LAND	0012411	5100		\$ 723,857.00		\$ 707,073.27	\$ 622,077.93	\$ 622,077.93		
GROUP INSURANCE	0012411	5983		\$ -		\$ -	\$ -	\$ -		
MEDICARE	0012411	5984		\$ -		\$ -	\$ -	\$ -		
SALARIES PERM-REG-UNREGIS	0012421	5100		\$ 591,160.00		\$ 589,652.90	\$ 589,652.90	\$ 589,652.90		
GROUP INSURANCE	0012421	5983		\$ -		\$ -	\$ -	\$ -		
MEDICARE	0012421	5984		\$ -		\$ -	\$ -	\$ -		
SALARIES PERM-REG-REPRODU	0012431	5100		\$ 65,847.00		\$ 69,965.10	\$ 69,965.10	\$ 69,965.10		
GROUP INSURANCE	0012431	5983		\$ -		\$ -	\$ -	\$ -		
MEDICARE	0012431	5984		\$ -	\$ 1,754,632.00	\$ -	\$ -	\$ -		\$ 1,660,552.84
TELEPHONES-REG-ADM	0012402	5213		\$ 4,000.00		\$ 4,000.00	\$ 4,000.00	\$ 4,000.00		
PROF & TECH SVCE - REG-ADM	0012402	5239		\$ 28,500.00		\$ 28,500.00	\$ 28,500.00	\$ 28,500.00		
EQUIP MAINT/REPAIRS-REG-ADM	0012402	5279		\$ 16,000.00		\$ 16,000.00	\$ 16,000.00	\$ 16,000.00		
IN STATE TRAVEL - REG-ADM	0012402	5282		\$ 750.00		\$ 750.00	\$ 750.00	\$ 750.00		
PROFESSIONAL/TECH SVCE-REG-REP	0012432	5239		\$ 125,000.00		\$ 125,000.00	\$ 125,000.00	\$ 125,000.00		
SHIPPING/FREIGHT/EXPRESS-REG-R	0012432	5294		\$ 750.00		\$ 750.00	\$ 750.00	\$ 750.00		
PRINTING/COPYING-REG-REPRODUCT	0012432	5295		\$ 1,000.00	\$ 176,000.00	\$ 1,000.00	\$ 1,000.00	\$ 1,000.00		\$ 176,000.00
POSTAGE-REGISTRY ADMIN	0012403	5361		\$ 3,000.00		\$ 3,000.00	\$ 3,000.00	\$ 3,000.00		
OFF SUPPLIES/MAT - REG-ADM	0012403	5369		\$ 13,000.00		\$ 13,000.00	\$ 13,000.00	\$ 13,000.00		
SUPPLIES/MAT - REG-ADM	0012403	5399		\$ 14,000.00		\$ 14,000.00	\$ 14,000.00	\$ 14,000.00		\$ 30,000.00
ASSOCIATION DUES-REG-ADM	0012404	5421		\$ 85.00		\$ 85.00	\$ 85.00	\$ 85.00		
SUBSCRIPTIONS-REG-ADM	0012404	5429		\$ 4,300.00	\$ 4,385.00	\$ 4,300.00	\$ 4,300.00	\$ 4,300.00		\$ 4,385.00
MISC DATA PROC EQUIP - REG-ADM	0012405	5559		\$ 2,500.00		\$ 2,500.00	\$ 2,500.00	\$ 2,500.00		
MISC EQUIPMENT-REG-ADM	0012405	5599		\$ 5,750.00	\$ 8,250.00	\$ 5,750.00	\$ 5,750.00	\$ 5,750.00		\$ 8,250.00
RETIREMENT-REGISTRY OF DEEDS	0012409	5981		\$ 364,755.00		\$ 401,230.50	\$ 339,902.00	\$ 339,902.00		
GROUP INSURANCE - REGISTRY	0012409	5983		\$ 410,242.00		\$ 451,266.20	\$ 383,985.00	\$ 383,985.00		
MEDICARE-REGISTRY	0012409	5984		\$ 24,975.00	\$ 799,972.00	\$ 25,310.46	\$ 25,310.46	\$ 25,310.46		\$ 749,197.46
TOTALS				\$ 2,773,239.00	\$ 2,773,239.00	\$ 2,841,990.34	\$ 2,628,385.30	\$ 2,628,385.30		\$ 2,628,385.30

	ACTUAL FY15	ORIGINAL FY16	CMRS REC FY17	% CHANGE
SALARIES & WAGES	\$ 1,602,155.90	\$ 1,754,632.00	\$ 1,660,552.84	-5.36%
CONTRACTURAL SERVICES	\$ 128,784.56	\$ 176,000.00	\$ 176,000.00	0.00%
SUPPLIES & MATERIALS	\$ 17,097.31	\$ 30,000.00	\$ 30,000.00	0.00%
CHARGES & OBLIGATIONS	\$ 5,085.00	\$ 4,385.00	\$ 4,385.00	0.00%
EQUIPMENT	\$ 4,058.00	\$ 8,250.00	\$ 8,250.00	0.00%
SUBTOTAL:	\$ 1,757,180.77	\$ 1,973,267.00	\$ 1,879,187.84	-4.77%
FRINGES	\$ 681,545.80	\$ 799,972.00	\$ 749,197.46	-6.35%
CAPITAL IMPROVEMENTS	\$ -	\$ -	\$ -	
TOTAL BUDGET:	\$ 2,438,726.57	\$ 2,773,239.00	\$ 2,628,385.30	-5.22%



250 DREDGE

ORG	OBJ	PROJ	ORIGINAL FY16	FY16 GROUP SUBTOTALS	DEPT REQ FY17	FIN DIR FY17	CMRS REC FY17	ADOPTED FY17	FY17 GROUP SUBTOTALS
DREDGE-SALARIES PERM	5100		\$ 433,125.00		\$ -	\$ 433,125.00	\$ 433,125.00	\$ -	
DREDGE-SALARIES OVERTIME	5120		\$ 60,000.00		\$ -	\$ 60,000.00	\$ 60,000.00	\$ -	
GROUP INSURANCE	5983		\$ -		\$ -	\$ -	\$ -	\$ -	
MEDICARE	5984		\$ -	\$ 493,125.00	\$ -	\$ -	\$ -	\$ -	\$ 493,125.00
DREDGE-TELEPHONES	5213		\$ 4,250.00		\$ -	\$ 4,250.00	\$ 4,250.00	\$ -	
DREDGE-PROF/TECH SERVICES	5239		\$ 20,000.00		\$ -	\$ 20,000.00	\$ 20,000.00	\$ -	
DREDGE-EDUCATION OF EMPLOYEES	5241		\$ 2,000.00		\$ -	\$ 2,000.00	\$ 2,000.00	\$ -	
DREDGE-DREDGE REPAIRS	5247		\$ 60,000.00		\$ -	\$ 60,000.00	\$ 60,000.00	\$ -	
DREDGE-WORKBOAT REPAIRS	5248		\$ -		\$ -	\$ -	\$ -	\$ -	
DREDGE-PIPE REPAIRS	5249		\$ 3,000.00		\$ -	\$ 3,000.00	\$ 3,000.00	\$ -	
DREDGE-VEHICLE REPAIRS/MAINT	5271		\$ 2,000.00		\$ -	\$ 2,000.00	\$ 2,000.00	\$ -	
DREDGE-EQUIP MAINT/REPAIRS	5279		\$ 45,000.00		\$ -	\$ 45,000.00	\$ 45,000.00	\$ -	
DREDGE-OUT OF STATE TRAVEL	5281		\$ 1,500.00		\$ -	\$ 1,500.00	\$ 1,500.00	\$ -	
DREDGE-IN-STATE TRAVEL	5282		\$ 7,500.00		\$ -	\$ 7,500.00	\$ 7,500.00	\$ -	
DREDGE-FREIGHT/SHIPPING	5294		\$ 2,000.00		\$ -	\$ 2,000.00	\$ 2,000.00	\$ -	
DREDGE-MISC CONTRACTUAL	5299		\$ 32,000.00	\$ 179,250.00	\$ -	\$ 32,000.00	\$ 32,000.00	\$ -	\$ 179,250.00
DREDGE-MAINT/REPAIR PARTS	5301		\$ 15,000.00		\$ -	\$ 15,000.00	\$ 15,000.00	\$ -	
DREDGE-VEHICLE FUEL	5303		\$ 144,000.00		\$ -	\$ 144,000.00	\$ 144,000.00	\$ -	
DREDGE-OFFICE SUPPL/MATS	5369		\$ 500.00		\$ -	\$ 500.00	\$ 500.00	\$ -	
DREDGE-UNIFORMS	5393		\$ 2,000.00		\$ -	\$ 2,000.00	\$ 2,000.00	\$ -	
DREDGE-MISC SUPPLIES/MATS	5399		\$ 60,000.00	\$ 221,500.00	\$ -	\$ 60,000.00	\$ 60,000.00	\$ -	\$ 221,500.00
DREDGE-LIABILITY INSURANCE	5431		\$ 105,000.00		\$ -	\$ 105,000.00	\$ 105,000.00	\$ -	
DREDGE-MISC RENTALS	5469		\$ 10,000.00	\$ 115,000.00	\$ -	\$ 10,000.00	\$ 10,000.00	\$ -	\$ 115,000.00
DREDGE-MISC EQUIPMENT	5599		\$ 5,000.00	\$ 5,000.00	\$ -	\$ 5,000.00	\$ 5,000.00	\$ -	\$ 5,000.00
DREDGE-RESERVE FUND	5730		\$ 317,500.00		\$ -	\$ 317,500.00	\$ 317,500.00	\$ -	
DEBT- PRINCIPAL	5780		\$ 75,000.00		\$ -	\$ 75,000.00	\$ 75,000.00	\$ -	
DEBT - INTEREST	5785		\$ -		\$ -	\$ -	\$ -	\$ -	
DREDGE-UNPAID BILLS	5799		\$ 1,000.00	\$ 468,500.00	\$ -	\$ 1,000.00	\$ 1,000.00	\$ -	\$ 468,500.00
DREDGE-RETIREMENT	5981		\$ 111,095.00		\$ -	\$ 111,095.00	\$ 111,095.00	\$ -	
DREDGE-WORKERS COMP	5982		\$ 12,360.00		\$ -	\$ 12,360.00	\$ 12,360.00	\$ -	
DREDGE-GROUP INSURANCE	5983		\$ 84,056.00		\$ -	\$ 84,056.00	\$ 84,056.00	\$ -	
DREDGE-MEDICARE	5984		\$ 7,618.00	\$ 215,129.00	\$ -	\$ 7,618.00	\$ 7,618.00	\$ -	\$ 215,129.00
TOTALS			\$ 1,697,504.00	\$ 1,697,504.00	\$ -	\$ 1,697,504.00	\$ 1,697,504.00	\$ -	\$ 1,697,504.00

ACTUAL FY15	ORIGINAL FY16	CMRS REC FY17	% CHANGE
\$ 344,919.28	\$ 493,125.00	\$ 493,125.00	0.00%
\$ 44,490.48	\$ 179,250.00	\$ 179,250.00	0.00%
\$ 101,116.92	\$ 221,500.00	\$ 221,500.00	0.00%
\$ 78,287.03	\$ 115,000.00	\$ 115,000.00	0.00%
\$ 75,000.00	\$ 468,500.00	\$ 468,500.00	0.00%
\$ -	\$ 5,000.00	\$ 5,000.00	0.00%
\$ 643,813.71	\$ 1,482,375.00	\$ 1,482,375.00	0.00%
\$ 107,346.99	\$ 215,129.00	\$ 215,129.00	0.00%
\$ -	\$ -	\$ -	0.00%
\$ 751,160.70	\$ 1,697,504.00	\$ 1,697,504.00	0.00%

SUMMARY:

SALARIES & WAGES	\$ 344,919.28	\$ 493,125.00	\$ 493,125.00	0.00%
CONTRACTUAL SERVICES	\$ 44,490.48	\$ 179,250.00	\$ 179,250.00	0.00%
SUPPLIES & MATERIALS	\$ 101,116.92	\$ 221,500.00	\$ 221,500.00	0.00%
CHARGES & OBLIGATIONS	\$ 78,287.03	\$ 115,000.00	\$ 115,000.00	0.00%
UNPAID BILLS	\$ 75,000.00	\$ 468,500.00	\$ 468,500.00	0.00%
EQUIPMENT	\$ -	\$ 5,000.00	\$ 5,000.00	0.00%
SUBTOTAL:	\$ 643,813.71	\$ 1,482,375.00	\$ 1,482,375.00	0.00%
FRINGES	\$ 107,346.99	\$ 215,129.00	\$ 215,129.00	0.00%
CAPITAL IMPROVEMENTS	\$ -	\$ -	\$ -	0.00%
TOTAL BUDGET:	\$ 751,160.70	\$ 1,697,504.00	\$ 1,697,504.00	0.00%



260 JOINT INITIATIVES

	ORG	OBJ	PROJ	ORIGINAL FY16	FY16 GROUP SUBTOTALS	DEPT REQ FY17	FIN DIR FY17	CMRS REC FY17	ADOPTED FY17	FY17 GROUP SUBTOTALS
SALARIES-JOINT INITIATIVES	0012601	5100		\$ 143,256.00	\$ 143,256.00	\$ 146,984.00	\$ 143,256.00	\$ 143,256.00	-	\$ 143,256.00
GROUP INSURANCE	0012601	5983		\$ -	\$ -	\$ -	\$ -	\$ -	-	\$ -
MEDICARE	0012601	5984		\$ -	\$ 143,256.00	\$ -	\$ -	\$ -	-	\$ 143,256.00
PROF/TECH SERV-JOINT INITIATV	0012602	5239		\$ 315,000.00	\$ 315,000.00	\$ 365,000.00	\$ 315,000.00	\$ 165,000.00	-	\$ 165,000.00
EDUCATN OF EMPLOYEES-JOINT INI	0012602	5241		\$ 2,500.00	\$ 2,500.00	\$ 2,500.00	\$ 2,500.00	\$ 2,500.00	-	\$ 2,500.00
OUT STATE TRAVEL-JOINT INITIAT	0012602	5281		\$ 2,500.00	\$ 2,500.00	\$ 2,500.00	\$ 2,500.00	\$ 2,500.00	-	\$ 2,500.00
INSTATE TRAVEL-JOINT INITIATV	0012602	5282		\$ 6,000.00	\$ 6,000.00	\$ 6,000.00	\$ 6,000.00	\$ 6,000.00	-	\$ 6,000.00
PLANIMETRICS-JOINT INIT-CAP PR	0052602	5239		\$ -	\$ 326,000.00	\$ -	\$ -	\$ -	-	\$ 326,000.00
LICENSING-JOINT INITIATIVES	0012604	5427		\$ -	\$ -	\$ 346,250.00	\$ 315,480.00	\$ 315,480.00	-	\$ 315,480.00
SUBSCRIPTIONS-JOINT INITIATIVE	0012604	5429		\$ 315,480.00	\$ 315,480.00	\$ -	\$ -	\$ -	-	\$ 315,480.00
EQUIPMENT-JOINT INITIATIVES	0012605	5599		\$ 20,000.00	\$ 20,000.00	\$ 20,000.00	\$ 20,000.00	\$ 20,000.00	-	\$ 20,000.00
RETIREMENT-JOINT INITIATIVES	0012609	5981		\$ 26,920.00	\$ 26,920.00	\$ 28,510.00	\$ 26,920.00	\$ 26,920.00	-	\$ 26,920.00
GROUP INSURANCE-JOINT INITIATI	0012609	5983		\$ 36,967.00	\$ 36,967.00	\$ 40,415.00	\$ 36,967.00	\$ 36,967.00	-	\$ 36,967.00
MEDICARE-JOINT INITIATIVES	0012609	5984		\$ 1,952.00	\$ 65,839.00	\$ 2,131.00	\$ 1,952.00	\$ 1,952.00	-	\$ 65,839.00
			TOTALS	\$ 870,575.00	\$ 870,575.00	\$ 960,290.00	\$ 870,575.00	\$ 720,575.00	-	\$ 720,575.00

SUMMARY:

	ACTUAL FY15	ORIGINAL FY16	CMRS REC FY17	% CHANGE
SALARIES & WAGES	\$ 135,702.40	\$ 143,256.00	\$ 143,256.00	0.00%
CONTRACTURAL SERVICES	\$ 228,697.19	\$ 326,000.00	\$ 176,000.00	-46.01%
SUPPLIES & MATERIALS	\$ -	\$ -	\$ -	
CHARGES & OBLIGATIONS	\$ 8,516.80	\$ 315,480.00	\$ 315,480.00	0.00%
EQUIPMENT	\$ -	\$ 20,000.00	\$ 20,000.00	0.00%
SUBTOTAL:	\$ 372,916.39	\$ 804,736.00	\$ 654,736.00	-18.64%
FRINGES	\$ 62,827.67	\$ 65,839.00	\$ 65,839.00	0.00%
CAPITAL IMPROVEMENTS	\$ -	\$ -	\$ -	
TOTAL BUDGET:	\$ 435,744.06	\$ 870,575.00	\$ 720,575.00	-17.23%



300 HEALTH & ENVIRONMENT

ORG	OBJ	PROJ	ORIGINAL FY16	FY16 GROUP SUBTOTALS	DEPT REQ FY17	FIN DIR FY17	CMRS REC FY17	ADOPTED FY17	FY17 GROUP SUBTOTALS
0013031	5983		\$ -		\$ -	\$ -	\$ -	\$ -	
0013031	5984		\$ -		\$ -	\$ -	\$ -	\$ -	
0013071	5100		\$ 257,368.00		\$ 316,924.54	\$ 271,709.19	\$ 271,709.19	\$ -	
0013071	5983		\$ -		\$ -	\$ -	\$ -	\$ -	
0013071	5984		\$ -		\$ -	\$ -	\$ -	\$ -	
0303001	5100		\$ 24,859.00		\$ 24,859.00	\$ 24,859.00	\$ 24,859.00	\$ -	
0303001	5983		\$ -		\$ -	\$ -	\$ -	\$ -	
0303001	5984		\$ -		\$ -	\$ -	\$ -	\$ -	
0313001	5100		\$ 221,104.00		\$ 200,375.22	\$ 201,715.00	\$ 201,715.00	\$ -	
0313001	5983		\$ -		\$ -	\$ -	\$ -	\$ -	
0313001	5984		\$ -		\$ -	\$ -	\$ -	\$ -	
1033001	5100		\$ 108,244.00		\$ 74,000.00	\$ 74,500.00	\$ 74,500.00	\$ -	
1033001	5983		\$ -	\$ 1,766,256.85	\$ -	\$ -	\$ -	\$ -	\$ 1,936,963.62
1033001	5984		\$ -		\$ -	\$ -	\$ -	\$ -	
0013002	5213		\$ 3,700.00		\$ 4,233.82	\$ 1,200.00	\$ 1,200.00	\$ -	
0013002	5279		\$ 1,100.00		\$ 1,100.00	\$ 1,100.00	\$ 1,100.00	\$ -	
0013002	5282		\$ 3,000.00		\$ 3,000.00	\$ 1,500.00	\$ 1,500.00	\$ -	
0013002	5291		\$ 250.00		\$ 250.00	\$ 100.00	\$ 100.00	\$ -	
0013002	5295		\$ 3,500.00		\$ 3,500.00	\$ 1,000.00	\$ 1,000.00	\$ -	
0013012	5213		\$ 4,500.00		\$ 4,500.00	\$ 4,500.00	\$ 4,500.00	\$ -	
0013012	5239		\$ 4,000.00		\$ 4,000.00	\$ 1,000.00	\$ 1,000.00	\$ -	
0013012	5241		\$ 5,000.00		\$ 5,000.00	\$ 1,500.00	\$ 1,500.00	\$ -	
0013012	5271		\$ 6,500.00		\$ 6,500.00	\$ 4,000.00	\$ 4,000.00	\$ -	
0013012	5279		\$ 7,000.00		\$ 7,000.00	\$ 4,000.00	\$ 4,000.00	\$ -	
0013012	5282		\$ 32,377.00		\$ 32,377.00	\$ 29,377.00	\$ 29,377.00	\$ -	
0013012	5294		\$ 1,000.00		\$ 1,000.00	\$ 1,000.00	\$ 1,000.00	\$ -	
0013012	5295		\$ 500.00		\$ 500.00	\$ 500.00	\$ 500.00	\$ -	
0013022	5213		\$ 1,700.00		\$ 1,700.00	\$ 1,700.00	\$ 1,700.00	\$ -	
0013022	5239		\$ 62,964.00		\$ 62,964.00	\$ 62,964.00	\$ 62,964.00	\$ -	
0013022	5241		\$ 500.00		\$ 500.00	\$ 500.00	\$ 500.00	\$ -	
0013022	5274		\$ 28,000.00		\$ 28,000.00	\$ 28,000.00	\$ 28,000.00	\$ -	
0013022	5279		\$ 5,000.00		\$ 5,000.00	\$ 5,000.00	\$ 5,000.00	\$ -	
0013022	5281		\$ 2,300.00		\$ 2,300.00	\$ 2,300.00	\$ 2,300.00	\$ -	
0013022	5282		\$ 3,200.00		\$ 3,200.00	\$ 3,200.00	\$ 3,200.00	\$ -	
0013022	5294		\$ 2,500.00		\$ 2,500.00	\$ 2,500.00	\$ 2,500.00	\$ -	
0013022	5295		\$ 2,000.00		\$ 2,000.00	\$ 2,000.00	\$ 2,000.00	\$ -	
0013032	5239		\$ 29,500.00		\$ 39,500.00	\$ 34,500.00	\$ 34,500.00	\$ -	
0013032	5241		\$ -		\$ -	\$ -	\$ -	\$ -	
0013032	5282		\$ 2,900.00		\$ 2,900.00	\$ 2,900.00	\$ 2,900.00	\$ -	
0013032	5294		\$ -		\$ -	\$ -	\$ -	\$ -	
0013072	5213		\$ 500.00		\$ 500.00	\$ 500.00	\$ 500.00	\$ -	
0013072	5225		\$ -		\$ -	\$ -	\$ -	\$ -	
0013072	5239		\$ 33,000.00		\$ 33,000.00	\$ 20,000.00	\$ 20,000.00	\$ -	
0013072	5241		\$ 2,000.00		\$ 2,000.00	\$ 500.00	\$ 500.00	\$ -	
0013072	5279		\$ 500.00		\$ 500.00	\$ 500.00	\$ 500.00	\$ -	
0013072	5281		\$ 1,500.00		\$ 1,500.00	\$ 1,000.00	\$ 1,000.00	\$ -	
0013072	5282		\$ 1,000.00		\$ 1,000.00	\$ 1,000.00	\$ 1,000.00	\$ -	
0013072	5295		\$ 500.00		\$ 500.00	\$ 500.00	\$ 500.00	\$ -	
0303002	5282		\$ 1,972.00		\$ 1,972.00	\$ 1,972.00	\$ 1,972.00	\$ -	
1033002	5213		\$ -		\$ -	\$ -	\$ -	\$ -	

300 HEALTH & ENVIRONMENT

ORG	OBI	PROJ	ORIGINAL FY16	FY16 GROUP SUBTOTALS	DEPT REQ FY17	FIN DIR FY17	CMRS REC FY17	ADOPTED FY17	FY17 GROUP SUBTOTALS
1033002	5282		\$ 9,433.00		\$ 9,433.00	\$ 9,433.00	\$ 9,433.00	\$ -	\$ -
1033002	5299		\$ 3,340.00		\$ 3,340.00	\$ 3,340.00	\$ 25,599.00	\$ -	\$ -
1033002	5361		\$ 4,500.00	\$ 266,736.00	\$ 4,500.00	\$ 4,500.00	\$ 4,500.00	\$ -	\$ 257,345.00
1033003	5369		\$ 2,000.00		\$ 2,000.00	\$ 1,000.00	\$ 1,000.00	\$ -	\$ -
1033003	5399		\$ 1,000.00		\$ 1,000.00	\$ 1,000.00	\$ 1,000.00	\$ -	\$ -
1033013	5303		\$ 4,800.00		\$ 4,800.00	\$ 4,800.00	\$ 4,800.00	\$ -	\$ -
1033013	5369		\$ 2,000.00		\$ 2,000.00	\$ 2,000.00	\$ 2,000.00	\$ -	\$ -
1033013	5399		\$ 6,000.00		\$ 6,000.00	\$ 3,000.00	\$ 3,000.00	\$ -	\$ -
1033023	5351		\$ 142,500.00		\$ 152,475.00	\$ 147,475.00	\$ 147,475.00	\$ -	\$ -
1033023	5361		\$ -		\$ -	\$ 4,000.00	\$ 4,000.00	\$ -	\$ -
1033023	5369		\$ 4,586.00		\$ 5,044.60	\$ 5,044.60	\$ 5,044.60	\$ -	\$ -
1033023	5393		\$ -		\$ 200.00	\$ 200.00	\$ 200.00	\$ -	\$ -
1033033	5369		\$ 500.00		\$ 500.00	\$ 500.00	\$ 500.00	\$ -	\$ -
1033033	5399		\$ 12,900.00		\$ 15,000.00	\$ 13,500.00	\$ 13,500.00	\$ -	\$ -
1033073	5303		\$ 1,000.00		\$ 1,000.00	\$ 1,000.00	\$ 1,000.00	\$ -	\$ -
1033073	5320		\$ 1,500.00		\$ 1,500.00	\$ 1,000.00	\$ 1,000.00	\$ -	\$ -
1033073	5369		\$ 500.00		\$ 500.00	\$ 500.00	\$ 500.00	\$ -	\$ -
1033073	5399		\$ 4,500.00		\$ 4,500.00	\$ 2,000.00	\$ 2,000.00	\$ -	\$ -
1033003	5369		\$ -		\$ -	\$ -	\$ -	\$ -	\$ -
1033003	5399		\$ 6,598.00	\$ 194,884.00	\$ -	\$ -	\$ -	\$ -	\$ 191,519.60
1033004	5421		\$ 6,400.00		\$ 6,400.00	\$ 6,400.00	\$ 6,400.00	\$ -	\$ -
1033004	5421		\$ -		\$ -	\$ -	\$ -	\$ -	\$ -
1033024	5429		\$ -		\$ -	\$ -	\$ -	\$ -	\$ -
1033024	5469		\$ -		\$ 6,000.00	\$ 6,000.00	\$ 6,000.00	\$ -	\$ -
1033034	5421		\$ -		\$ -	\$ -	\$ -	\$ -	\$ -
1033034	5469		\$ -		\$ -	\$ -	\$ -	\$ -	\$ -
1033034	5499		\$ -		\$ -	\$ -	\$ -	\$ -	\$ -
1033004	5421		\$ -	\$ 6,400.00	\$ -	\$ -	\$ -	\$ -	\$ -
1033015	5559		\$ -		\$ -	\$ -	\$ -	\$ -	\$ -
1033015	5599		\$ 7,500.00		\$ 7,000.00	\$ 3,500.00	\$ 3,500.00	\$ -	\$ -
1033025	5559		\$ 10,000.00		\$ 10,000.00	\$ 5,000.00	\$ 5,000.00	\$ -	\$ -
1033035	5559		\$ -		\$ -	\$ -	\$ -	\$ -	\$ -
1033035	5599		\$ 10,000.00		\$ -	\$ -	\$ -	\$ -	\$ -
1033075	5599		\$ 1,000.00		\$ 1,000.00	\$ 1,000.00	\$ 1,000.00	\$ -	\$ -
0053025	5561	0135	\$ -		\$ -	\$ -	\$ -	\$ -	\$ -
1033005	5599		\$ -	\$ 28,500.00	\$ -	\$ -	\$ -	\$ -	\$ -
0053028	5838		\$ 89,000.00		\$ -	\$ -	\$ -	\$ -	\$ -
0053028	5839		\$ 8,000.00		\$ -	\$ -	\$ -	\$ -	\$ -
0013009	5981		\$ 274,335.00		\$ 301,768.50	\$ 305,703.00	\$ 305,703.00	\$ -	\$ -
0013009	5983		\$ 192,116.00		\$ 211,327.60	\$ 185,450.99	\$ 185,450.99	\$ -	\$ -
0013009	5984		\$ 18,740.00		\$ 27,886.13	\$ 21,784.42	\$ 21,784.42	\$ -	\$ -

300 HEALTH & ENVIRONMENT

	ORG	OBJ	PROJ	ORIGINAL FY16	FY16 GROUP SUBTOTALS	DEPT REQ FY17	FIN DIR FY17	CMRS REC FY17	ADOPTED FY17	FY17 GROUP SUBTOTALS
ORLEANS SANITARIAN-RETIREMENT	0303009	5981		\$ 3,915.00		\$ 3,915.00	\$ 5,270.00	\$ 5,270.00	\$ -	
ORLEANS SANITARIAN-WORK COMP	0303009	5982		\$ 1,050.00		\$ 1,050.00	\$ 994.00	\$ 994.00	\$ -	
ORLEANS SANITARIAN-GRP INSUR	0303009	5983		\$ 2,269.00		\$ 2,269.00	\$ 2,269.00	\$ 2,269.00	\$ -	
ORLEANS SANITARIAN-MEDICARE	0303009	5984		\$ 368.00		\$ 368.00	\$ 360.00	\$ 360.00	\$ -	
ORLEANS SANITARIAN-MISC FRINGE	0303009	5989		\$ -		\$ -	\$ 776.00	\$ 776.00	\$ -	
SEP LOAN ADM FD-RETIREMENT	0313009	5981		\$ 34,926.00		\$ 34,926.00	\$ 42,763.00	\$ 42,763.00	\$ -	
SEP LOAN ADM FD-WORK COMP	0313009	5982		\$ 7,272.00		\$ 7,272.00	\$ 8,069.00	\$ 8,069.00	\$ -	
SEP LOAN ADM FD-INSURANCE	0313009	5983		\$ 46,065.00		\$ 46,065.00	\$ 52,365.00	\$ 52,365.00	\$ -	
SEP LOAN ADM FD-MEDICARE	0313009	5984		\$ 4,357.00		\$ 4,357.00	\$ 2,925.00	\$ 2,925.00	\$ -	
SEP LOAN ADM FD-MISC FRINGES	0313009	5989		\$ 18,577.00		\$ 18,577.00	\$ 6,293.00	\$ 6,293.00	\$ -	
TOBACCO GRT-RETIREMENT	1033009	5981		\$ 16,713.00		\$ 16,713.00	\$ 15,794.00	\$ 15,794.00	\$ -	
TOBACCO GRT-WORKERS COMP	1033009	5982		\$ 4,743.00		\$ 4,743.00	\$ 2,980.00	\$ 2,980.00	\$ -	
TOBACCO GRT-GRP INSURANCE	1033009	5983		\$ 18,477.00		\$ 18,477.00	\$ 100.00	\$ 100.00	\$ -	
TOBACCO GRT-MEDICARE	1033009	5984		\$ 1,648.00		\$ 1,648.00	\$ 1,080.00	\$ 1,080.00	\$ -	
TOBACCO GRT-MISC FRINGES	1033009	5989		\$ 3,456.00		\$ 3,456.00	\$ 2,324.00	\$ 2,324.00	\$ -	\$ 706,382.53
TOTALS				\$ 3,038,529.85	\$ 3,038,529.85	\$ 3,128,741.15	\$ 3,165,635.56	\$ 3,114,110.75	\$ -	\$ 3,114,110.75

✓
51,524.81?

SUMMARY:

	ACTUAL FY15	ORIGINAL FY16	CMRS REC FY17	% CHANGE
SALARIES & WAGES	\$ 759,537.59	\$ 1,766,256.85	\$ 1,936,963.62	9.66%
CONTRACTUAL SERVICES	\$ 246,249.17	\$ 266,736.00	\$ 257,345.00	-3.52%
SUPPLIES & MATERIALS	\$ 172,286.89	\$ 194,884.00	\$ 191,519.60	-1.73%
CHARGES & OBLIGATIONS	\$ 9,840.37	\$ 6,400.00	\$ 12,400.00	93.75%
EQUIPMENT	\$ 109,316.00	\$ 28,500.00	\$ 9,500.00	-66.67%
SUBTOTAL:	\$ 1,297,230.02	\$ 2,262,776.85	\$ 2,407,728.22	6.41%
FRINGES	\$ 651,538.37	\$ 678,753.00	\$ 706,382.53	4.07%
CAPITAL IMPROVEMENTS	\$ -	\$ 97,000.00	\$ -	-100.00%
TOTAL BUDGET:	\$ 1,948,768.39	\$ 3,038,529.85	\$ 3,114,110.75	2.49%



310 HUMAN SERVICES

	ORG	OBJ	PROJ	ORIGINAL FY16	FY16 GROUP SUBTOTALS	DEPT REQ FY17	FIN DIR FY17	CMRS REC FY17	ADOPTED FY17	FY17 GROUP SUBTOTALS
HOME INVEST PARTSH PROG-SALAR	0002023	5100	0173	\$	\$	\$ 37,000.00	\$ 24,264.69	\$ 24,264.69	\$	\$
HOME INVEST PARTSP PROG-LEGAL	0002023	5235	0173	\$	\$	-	-	-	-	-
HOME INVEST PART PROG-PROF SER	0002023	5239	0173	\$	\$	-	-	-	-	-
HOME INVEST PARTSH PROG-TRAVEL	0002023	5282	0173	\$	\$	-	-	-	-	-
HOME INVEST PART PROG-ADVERTIS	0002023	5291	0173	\$	\$	-	-	-	-	-
HUD PROGRAM INC-EXPENDITURES	0002023	5499	0173	\$	\$	-	-	-	-	-
HOME INVEST PARTSH PROG-RETMT	0002023	5981	0173	\$	\$	-	5,144.11	5,144.11	\$	\$
HOME INVEST PARTSH PROG-INSUR	0002023	5983	0173	\$	\$	-	7,239.36	7,239.36	\$	\$
HOME INVEST PART PROG-MEDICARE	0002023	5984	0173	\$	\$	-	351.84	351.84	\$	\$
SHINE GRT-SALARIES	0002220	5100	0177	\$ 65,000.00	\$	69,092.00	50,135.32	50,135.32	\$	\$
SHINE GRT-CONTRACT	0002220	5299	0177	\$	\$	-	-	-	\$	\$
SHINE GRT-RETIREMENT	0002220	5981	0177	\$ 3,149.00	\$	-	9,100.10	9,100.10	\$	\$
SHINE GRT-WORKERS COMP	0002220	5982	0177	\$	\$	-	2,005.41	2,005.41	\$	\$
SHINE GRT-GROUP INSURANCE	0002220	5983	0177	\$	\$	-	5,560.00	5,560.00	\$	\$
SHINE GRT-MEDICARE	0002220	5984	0177	\$ 943.00	\$	-	726.96	726.96	\$	\$
SHINE GRT-MISC FRINGS	0002220	5989	0177	\$	\$	-	1,564.21	1,564.21	\$	\$
SHINE DUALS I CARE GRT-CONTRCT	0002227	5299	0177	\$ 6,500.00	\$	-	-	-	\$	\$
PREVEN WELLNS TRST GRT-SALARY	0002234	5100	0186	\$ 34,552.00	\$	46,741.00	49,609.61	49,609.61	\$	\$
PREVEN WELLNS TRST GRT-TRAVL	0002234	5282	0186	\$ 2,000.00	\$	2,500.00	2,500.00	2,500.00	\$	\$
PREVEN WELLNS GRT-CONTRACTUL	0002234	5299	0186	\$	\$	5,000.00	5,000.00	5,000.00	\$	\$
PREVEN WELLNS GRT-OFFIC SUPPL	0002234	5369	0186	\$ 1,000.00	\$	1,000.00	1,000.00	1,000.00	\$	\$
PREVEN WELLNS GRT-MINIGRANTS	0002234	5490	0186	\$	\$	-	-	-	\$	\$
PREVEN WELLNS TRST GRT-EQUIP	0002234	5599	0186	\$ 1,957.00	\$	-	-	-	\$	\$
PREVEN WELLNS TRST GRT-RETMT	0002234	5981	0186	\$ 12,093.00	\$	1,000.00	1,000.00	1,000.00	\$	\$
PREVEN WELLNS TRST GRT-W/C	0002234	5982	0186	\$	\$	9,955.83	10,517.24	10,517.24	\$	\$
PREVEN WELLNS TRST GRT-INSUR	0002234	5983	0186	\$ 7,102.00	\$	1,869.64	1,984.38	1,984.38	\$	\$
PREVEN WELLNS TRST GRT-MEDICR	0002234	5984	0186	\$ 3,455.00	\$	4,450.05	5,415.61	5,415.61	\$	\$
PREVEN WELLNS TRST GRT-FRINGS	0002234	5989	0186	\$	\$	6,777.45	719.34	719.34	\$	\$
PREVEN WELLNS TRST GRT-ADMIN	0002256	5990	0186	\$	\$	-	1,547.82	1,547.82	\$	\$
OPIOID ABUSE PREV COLLAB-CONTR	0002268	5299	0175	\$	\$	-	9,000.00	9,000.00	\$	\$
OPIOID ABUSE PREV 6/16-CONTR	0002268	5299	0175	\$	\$	-	-	-	\$	\$
OPIOID ABUSE PREV 6/16-SUPPLIE	0002268	5399	0175	\$	\$	-	-	-	\$	\$
SUBST ABUSE PREV COLLA GRT-SAL	0002270	5100	0174	\$	\$	80,000.00	80,000.00	80,000.00	\$	\$
SUBST ABUSE PREV COLL GRT-TRAV	0002270	5282	0174	\$	\$	20,000.00	20,000.00	20,000.00	\$	\$
SUBST ABUSE PREV COL GRT-CONTR	0002270	5299	0174	\$	\$	55,046.50	55,204.09	55,204.09	\$	\$
SUBST ABUSE PREV GRT-SUPPLIES	0002270	5399	0174	\$	\$	-	-	-	\$	\$
SUBST ABUSE PREV COL GRT-RETMT	0002270	5981	0174	\$	\$	24,420.42	24,420.42	24,420.42	\$	\$
SUBST ABUSE PREV COLLAB GRT-WC	0002270	5982	0174	\$	\$	11,724.90	11,703.27	11,703.27	\$	\$
SUBST ABUSE PREV COLL GRT-INS	0002270	5983	0174	\$	\$	-	2,208.16	2,208.16	\$	\$
SUBST ABUSE PREV GRT-MEDICARE	0002270	5984	0174	\$	\$	8,900.10	4,831.33	4,831.33	\$	\$
SUBST ABUSE PREV COL GRT-FRNGS	0002270	5989	0174	\$	\$	798.17	800.46	800.46	\$	\$
SALARIES PERM-HUMAN SVC	0013101	5100	0174	\$ 238,576.00	\$	-	1,722.37	1,722.37	\$	\$
SALARIES-HUM SERV-HOME PROG	0013101	5100	0173	\$	\$	280,018.94	243,916.99	243,916.99	\$	\$
SALARIES-HUM SERV-SHINE PROG	0013101	5100	0177	\$ 10,457.00	\$	52,548.35	65,875.46	65,875.46	\$	\$
SALARIES-MTCH-SUBST ABUSE PREV	0013101	5101	0174	\$	\$	6,095.28	25,284.10	25,284.10	\$	\$
SALARIES-MTCH-OPIOID ABUSE GRT	0013101	5101	0175	\$	\$	-	-	-	\$	\$
SALARIES-MTCH-PREV WELLNS GRT	0013101	5101	0186	\$	\$	-	-	-	\$	\$
GROUP INSURANCE	0013101	5983	0174	\$	\$	-	-	-	\$	\$
GROUP INSURANCE	0013101	5983	0175	\$	\$	-	-	-	\$	\$

88,294-

310 HUMAN SERVICES

ORG	OBJ	PROJ	ORIGINAL FY16	FY16 GROUP SUBTOTALS	DEPT REQ FY17	FIN DIR FY17	CMRS REC FY17	ADOPTED FY17	FY17 GROUP SUBTOTALS
0013101	5983	0177	\$ -		\$ -	\$ -	\$ -	\$ -	
0013101	5984	0177	\$ -		\$ -	\$ -	\$ -	\$ -	
0013101	5984	0174	\$ -		\$ -	\$ -	\$ -	\$ -	
0013101	5984	0175	\$ -		\$ -	\$ -	\$ -	\$ -	
0013101	5984	0177	\$ -		\$ -	\$ -	\$ -	\$ -	
0013101	5984	0186	\$ -	\$ 348,585.00	\$ -	\$ -	\$ -	\$ -	\$ 514,290.26
0013102	5213		\$ 2,500.00		\$ 2,500.00	\$ 2,500.00	\$ 2,500.00	\$ 2,500.00	
0013102	5235	0173	\$ -		\$ 2,500.00	\$ 2,500.00	\$ 2,500.00	\$ 2,500.00	
0013102	5239		\$ 117,500.00		\$ 127,000.00	\$ 127,000.00	\$ 127,000.00	\$ 127,000.00	
0013102	5239	0173	\$ -		\$ 5,000.00	\$ 5,000.00	\$ 5,000.00	\$ 5,000.00	
0013102	5241		\$ 1,000.00		\$ 1,000.00	\$ 1,000.00	\$ 1,000.00	\$ 1,000.00	
0013102	5276		\$ 700.00		\$ 700.00	\$ 700.00	\$ 700.00	\$ 700.00	
0013102	5279		\$ 500.00		\$ 500.00	\$ 500.00	\$ 500.00	\$ 500.00	
0013102	5281		\$ 1,800.00		\$ 1,800.00	\$ 1,800.00	\$ 1,800.00	\$ 1,800.00	
0013102	5281	0177	\$ 1,000.00		\$ 1,000.00	\$ 1,000.00	\$ 1,000.00	\$ 1,000.00	
0013102	5282		\$ 3,000.00		\$ 3,000.00	\$ 3,000.00	\$ 3,000.00	\$ 3,000.00	
0013102	5282	0173	\$ -		\$ 500.00	\$ 500.00	\$ 500.00	\$ 500.00	
0013102	5282	0177	\$ 2,000.00		\$ 2,000.00	\$ 2,000.00	\$ 2,000.00	\$ 2,000.00	
0013102	5283	0177	\$ 1,500.00		\$ 1,500.00	\$ 1,500.00	\$ 1,500.00	\$ 1,500.00	
0013102	5291	0173	\$ -		\$ 500.00	\$ 500.00	\$ 500.00	\$ 500.00	
0013102	5294		\$ -		\$ 100.00	\$ 100.00	\$ 100.00	\$ 100.00	
0013102	5295		\$ 5,000.00		\$ 4,000.00	\$ 4,000.00	\$ 4,000.00	\$ 4,000.00	
0013102	5295	0177	\$ 1,500.00		\$ 1,500.00	\$ 1,500.00	\$ 1,500.00	\$ 1,500.00	
0013102	5298		\$ -		\$ -	\$ -	\$ -	\$ -	
0013102	5299	0177	\$ 4,500.00	\$ 169,000.00	\$ 25,000.00	\$ 25,000.00	\$ 25,000.00	\$ 25,000.00	\$ 320,199.72
0002266	5100		\$ 20,000.00		\$ 32,987.31	\$ 32,987.31	\$ 32,987.31	\$ 32,987.31	
0002266	5239		\$ -		\$ -	\$ -	\$ -	\$ -	
0002266	5282		\$ -		\$ 1,000.00	\$ 1,000.00	\$ 1,000.00	\$ 1,000.00	
0002266	5982		\$ -		\$ 7,026.30	\$ 6,993.31	\$ 6,993.31	\$ 6,993.31	
0002266	5983		\$ -		\$ -	\$ 1,319.49	\$ 1,319.49	\$ 1,319.49	
0002266	5984		\$ -		\$ 11,107.80	\$ 8,792.09	\$ 8,792.09	\$ 8,792.09	
0002266	5989		\$ -		\$ 478.32	\$ 478.32	\$ 478.32	\$ 478.32	
0013103	5320		\$ 1,200.00		\$ 1,200.00	\$ 1,200.00	\$ 1,200.00	\$ 1,200.00	
0013103	5320	0177	\$ 1,200.00		\$ -	\$ -	\$ -	\$ -	
0013103	5361		\$ 2,000.00		\$ 2,000.00	\$ 2,000.00	\$ 2,000.00	\$ 2,000.00	
0013103	5361	0177	\$ 1,000.00		\$ 1,000.00	\$ 1,000.00	\$ 1,000.00	\$ 1,000.00	
0013103	5369		\$ 2,000.00		\$ 2,000.00	\$ 2,000.00	\$ 2,000.00	\$ 2,000.00	
0013103	5399	0173	\$ -		\$ 500.00	\$ 500.00	\$ 500.00	\$ 500.00	
0013103	5399	0177	\$ 900.00	\$ 8,300.00	\$ -	\$ -	\$ -	\$ -	\$ 52,120.42
0013104	5421		\$ -		\$ -	\$ -	\$ -	\$ -	
0013104	5429		\$ 1,400.00		\$ 1,400.00	\$ 1,400.00	\$ 1,400.00	\$ 1,400.00	
0013104	5469		\$ 3,000.00	\$ 4,400.00	\$ -	\$ -	\$ -	\$ -	\$ 1,400.00
0013105	5547		\$ 1,000.00		\$ 1,000.00	\$ 1,000.00	\$ 1,000.00	\$ 1,000.00	
0013105	5559		\$ 43.00		\$ 2,000.00	\$ 2,000.00	\$ 2,000.00	\$ 2,000.00	
0013105	5559	0177	\$ 2,000.00	\$ 3,043.00	\$ 2,000.00	\$ 2,000.00	\$ 2,000.00	\$ 2,000.00	\$ 6,000.00
0013109	5981	0173	\$ 32,824.00		\$ 59,644.03	\$ 61,619.49	\$ 61,619.49	\$ 61,619.49	
0013109	5981	0177	\$ -	\$ 500.00	\$ 48,192.80	\$ 13,965.60	\$ 13,965.60	\$ 13,965.60	
0013109	5981	0177	\$ 8,935.00		\$ 16,014.89	\$ 5,360.23	\$ 5,360.23	\$ 5,360.23	

310 HUMAN SERVICES

ORG	OBJ	PROJ	ORIGINAL FY16	FY16 GROUP SUBTOTALS	DEPT REQ FY17	FIN DIR FY17	CMRS REC FY17	ADOPTED FY17	FY17 GROUP SUBTOTALS
0013109	5983		\$ 1,198.00		\$ 31,056.30	\$ 22,087.00	\$ 22,087.00	\$ -	
0013109	5983	0173	\$ -		\$ 22,215.60	\$ 26,578.89	\$ 26,578.89	\$ -	
0013109	5983	0174	\$ -		\$ -	\$ 4,025.94	\$ 4,025.94	\$ -	
0013109	5983	0175	\$ -		\$ -	\$ -	\$ -	\$ -	
0013109	5983	0177	\$ 7,610.00		\$ 8,900.10	\$ 3,297.27	\$ 3,297.27	\$ -	
0013109	5983	0186	\$ -		\$ -	\$ -	\$ -	\$ -	
0013109	5984		\$ 405.00		\$ 4,060.27	\$ 3,908.82	\$ 3,908.82	\$ -	
0013109	5984	0173	\$ -		\$ 12,984.51	\$ 955.19	\$ 955.19	\$ -	
0013109	5984	0174	\$ -		\$ -	\$ -	\$ -	\$ -	
0013109	5984	0175	\$ -		\$ -	\$ -	\$ -	\$ -	
0013109	5984	0177	\$ 92.00		\$ 1,090.22	\$ 366.62	\$ 366.62	\$ -	
0013109	5984	0186	\$ -		\$ -	\$ -	\$ -	\$ -	
TOTALS			\$ 616,091.00	\$ 55,156.00	\$ 1,183,897.08	\$ 1,121,854.22	\$ 1,121,854.22	\$ -	\$ 227,843.82
				\$ 616,091.00					\$ 1,121,854.22

547,277.57
268,600

SUMMARY:	ACTUAL FY15	ORIGINAL FY16	CMRS REC FY17	% CHANGE
SALARIES & WAGES	298,599.13	314,033.00	514,290.26	63.77%
CONTRACTUAL SERVICES	105,160.50	169,000.00	320,199.72	89.47%
SUPPLIES & MATERIALS	32,752.59	8,300.00	52,120.42	527.96%
CHARGES & OBLIGATIONS	73,314.56	56,559.00	1,400.00	-97.90%
EQUIPMENT	630.83	3,043.00	6,000.00	97.17%
SUBTOTAL:	510,457.67	520,364.74	894,010.40	59.38%
FRINGES	75,228.24	55,156.00	227,843.82	313.09%
TOTAL BUDGET:	585,685.91	616,091.00	1,121,854.22	82.09%

246,456.23



320 CHILDREN'S COVE

ORG	OBJ	PROJ	ORIGINAL FY16	FY16 GROUP SUBTOTALS	DEPT REQ FY17	FIN DIR FY17	CMRS REC FY17	ADOPTED FY17	FY17 GROUP SUBTOTALS
0013201	5100		\$ 317,656.00		\$ 272,575.00	\$ 316,321.00	\$ 316,321.00		
0013201	5983		\$ -		\$ 64,335.81	\$ -	\$ -		
0013201	5984		\$ -		\$ 3,952.34	\$ -	\$ -		
1003201	5100		\$ 42,502.00		\$ 42,502.00	\$ 49,254.00	\$ 49,254.00		
1003201	5983		\$ -		\$ 19,573.40	\$ -	\$ -		
1003201	5984		\$ -		\$ 705.80	\$ -	\$ -		
1043201	5100		\$ 140,000.00		\$ 140,000.00	\$ 92,840.00	\$ 92,840.00		
1043201	5983		\$ -		\$ -	\$ -	\$ -		
1043201	5984		\$ -	\$ 500,158.00	\$ -	\$ -	\$ -		\$ 458,415.00
0013202	5213		\$ 4,000.00		\$ 4,000.00	\$ 4,000.00	\$ 4,000.00		
0013202	5225		\$ 720.00		\$ 700.00	\$ 700.00	\$ 700.00		
0013202	5281		\$ -		\$ -	\$ -	\$ -		
0013202	5282		\$ 15,000.00		\$ 15,000.00	\$ 8,720.00	\$ 8,720.00		
0013202	5299		\$ 26,017.00		\$ 55,550.00	\$ 55,550.00	\$ 55,550.00		
0002076	5291		\$ 19,983.00		\$ 21,250.00	\$ 21,250.00	\$ 21,250.00		
0002260	5291		\$ 9,000.00	\$ 74,720.00	\$ 9,000.00	\$ 9,000.00	\$ 9,000.00		\$ 99,220.00
0013203	5361		\$ 3,000.00		\$ 4,000.00	\$ 3,000.00	\$ 3,000.00		
0013203	5369		\$ 10,000.00	\$ 13,000.00	\$ 10,000.00	\$ 9,000.00	\$ 9,000.00		\$ 12,000.00
0013204	5469		\$ 3,000.00		\$ 3,000.00	\$ 3,000.00	\$ 3,000.00		
0013204	5499		\$ -	\$ 3,000.00	\$ -	\$ -	\$ -		\$ 3,000.00
0013205	5547		\$ -		\$ -	\$ -	\$ -		
0013205	5559		\$ -		\$ -	\$ -	\$ -		
0013209	5981		\$ 60,292.00		\$ -	\$ 54,192.00	\$ 54,192.00		
0013209	5983		\$ 58,487.00		\$ -	\$ 33,079.57	\$ 33,079.57		
0013209	5984		\$ 7,540.00		\$ -	\$ 4,586.65	\$ 4,586.65		
0013209	5989		\$ 9,539.00		\$ -	\$ -	\$ -		
1003209	5981		\$ 13,760.00		\$ 15,136.00	\$ 10,441.85	\$ 10,441.85		
1003209	5982		\$ 3,732.00		\$ -	\$ 1,970.16	\$ 1,970.16		
1003209	5983		\$ 17,794.00		\$ -	\$ 11,483.08	\$ 11,483.08		
1003209	5984		\$ 1,114.00		\$ -	\$ 714.18	\$ 714.18		
1003209	5989		\$ 2,365.00		\$ -	\$ 1,536.73	\$ 1,536.73		
1043209	5981		\$ -		\$ -	\$ 19,682.08	\$ 19,682.08		
1043209	5982		\$ -		\$ -	\$ 3,713.60	\$ 3,713.60		
1043209	5983		\$ -		\$ -	\$ 19,521.53	\$ 19,521.53		
1043209	5984		\$ -		\$ -	\$ 1,346.18	\$ 1,346.18		
1043209	5989		\$ -	\$ 174,623.00	\$ -	\$ 2,896.61	\$ 2,896.61		\$ 165,164.22
		TOTALS	\$ 765,501.00	\$ 765,501.00	\$ 681,280.35	\$ 737,799.22	\$ 737,799.22		\$ 737,799.22

ACTUAL FY15	ORIGINAL FY16	CMRS REC FY17	% CHANGE
\$ 409,032.31	\$ 500,158.00	\$ 458,415.00	-8.35%
\$ 52,254.00	\$ 74,720.00	\$ 99,220.00	32.79%
\$ 6,824.43	\$ 13,000.00	\$ 12,000.00	-7.69%
\$ 2,995.00	\$ 3,000.00	\$ 3,000.00	0.00%
\$ 2,094.19	\$ -	\$ -	0.00%
\$ 473,199.93	\$ 590,878.00	\$ 572,635.00	-3.09%
\$ 152,811.24	\$ 174,623.00	\$ 165,164.22	-5.42%
\$ -	\$ -	\$ -	0.00%
\$ 626,011.17	\$ 765,501.00	\$ 737,799.22	-3.62%

SUMMARY:

SALARIES & WAGES	\$ 409,032.31	\$ 500,158.00	\$ 458,415.00
CONTRACTUAL SERVICES	\$ 52,254.00	\$ 74,720.00	\$ 99,220.00
SUPPLIES & MATERIALS	\$ 6,824.43	\$ 13,000.00	\$ 12,000.00
CHARGES & OBLIGATIONS	\$ 2,995.00	\$ 3,000.00	\$ 3,000.00
EQUIPMENT	\$ 2,094.19	\$ -	\$ -
SUBTOTAL:	\$ 473,199.93	\$ 590,878.00	\$ 572,635.00
FRINGES	\$ 152,811.24	\$ 174,623.00	\$ 165,164.22
CAPITAL IMPROVEMENTS	\$ -	\$ -	\$ -
TOTAL BUDGET:	\$ 626,011.17	\$ 765,501.00	\$ 737,799.22



330 ELDER SERVICES/MEALS ON WHEELS

ORG	OBI	PROJ	ORIGINAL FY16	FY16 GROUP SUBTOTALS	DEPT REQ FY17	FIN DIR FY17	CMRS REC FY17	ADOPTED FY17	FY17 GROUP SUBTOTALS
0013302	5299		\$ 40,000.00	\$ 40,000.00	\$ 40,000.00	\$ 40,000.00	\$ 40,000.00	\$ -	\$ 40,000.00
		TOTALS	\$ 40,000.00	\$ 40,000.00	\$ 40,000.00	\$ 40,000.00	\$ 40,000.00	\$ -	\$ 40,000.00

MISC CONTRACTUAL - ELDER SVCE

SUMMARY:

	ACTUAL FY15	ORIGINAL FY16	CMRS REC FY17	% CHANGE
SALARIES & WAGES	\$ -	\$ -	\$ -	
CONTRACTUAL SERVICES	\$ 80,000.00	\$ 40,000.00	\$ 40,000.00	0.00%
SUPPLIES & MATERIALS	\$ -	\$ -	\$ -	
CHARGES & OBLIGATIONS	\$ -	\$ -	\$ -	
EQUIPMENT	\$ -	\$ -	\$ -	
SUBTOTAL:	\$ 80,000.00	\$ 40,000.00	\$ 40,000.00	0.00%
FRINGES	\$ -	\$ -	\$ -	
CAPITAL IMPROVEMENTS	\$ -	\$ -	\$ -	
TOTAL BUDGET:	\$ 80,000.00	\$ 40,000.00	\$ 40,000.00	0.00%



450 PUBLIC SAFETY

ORG	OBJ	PROJ	ORIGINAL FY16	FY16 GROUP SUBTOTALS	DEPT REQ FY17	FIN DIR FY17	CMRS REC FY17	ADOPTED FY17	FY17 GROUP SUBTOTALS
0014509	5981		\$ 1,282,808.00	\$ 1,282,808.00	\$ 1,359,250.00	\$ 1,334,120.00	\$ 1,334,120.00	-	\$ 1,334,120.00
		TOTALS	\$ 1,282,808.00	\$ 1,282,808.00	\$ 1,359,250.00	\$ 1,334,120.00	\$ 1,334,120.00	-	\$ 1,334,120.00

	ACTUAL FY15	ORIGINAL FY16	CMRS REC FY17	% CHANGE
SALARIES & WAGES	\$ -	\$ -	\$ -	
CONTRACTUAL SERVICES	\$ -	\$ -	\$ -	
SUPPLIES & MATERIALS	\$ -	\$ -	\$ -	
CHARGES & OBLIGATIONS	\$ -	\$ -	\$ -	
EQUIPMENT	\$ -	\$ -	\$ -	
SUBTOTAL:	\$ -	\$ -	\$ -	
FRINGES	\$ 1,064,707.93	\$ 1,282,808.00	\$ 1,334,120.00	4.00%
CAPITAL IMPROVEMENTS	\$ -	\$ -	\$ -	
TOTAL BUDGET:	\$ 1,064,707.93	\$ 1,282,808.00	\$ 1,334,120.00	4.00%

SUMMARY:



460 FIRE TRAINING ACADEMY

	ORG	OBJ	PROJ	ORIGINAL FY16	FY16 GROUP SUBTOTALS	DEPT REQ FY17	FIN DIR FY17	CMRS REC FY17	ADOPTED FY17	FY17 GROUP SUBTOTALS
SALARIES PERM-FIRE TRNG	0014601	5100		\$ 86,065.00	\$ 86,065.00	\$ 86,065.00	\$ 86,065.00	\$ 86,065.00	-	\$ -
SALARIES OTHER-FIRE TR	0014601	5102		\$ 206,804.00	\$ 206,804.00	\$ 206,804.00	\$ 206,804.00	\$ 206,804.00	-	\$ -
MEDICARE	0014601	5984		\$ -	\$ -	\$ -	\$ -	\$ -	-	\$ -
RUBBISH REMOVAL - FIRE TR	0014602	5203		\$ 3,600.00	\$ 3,600.00	\$ 3,600.00	\$ 3,600.00	\$ 3,600.00	-	\$ -
TELEPHONES - FIRE TR	0014602	5213		\$ 2,000.00	\$ 2,000.00	\$ 2,000.00	\$ 1,500.00	\$ 1,500.00	-	\$ -
ELECTRICITY CHARGES - FIRE TR	0014602	5221		\$ 8,200.00	\$ 8,200.00	\$ 8,500.00	\$ 8,500.00	\$ 8,500.00	-	\$ -
HEATING FUEL-FIRE TR	0014602	5223		\$ 6,000.00	\$ 6,000.00	\$ 6,500.00	\$ 6,500.00	\$ 6,500.00	-	\$ -
WATER/SEWER-FIRE TRAINING	0014602	5224		\$ 6,000.00	\$ 6,000.00	\$ 6,000.00	\$ 6,000.00	\$ 6,000.00	-	\$ -
ELECTRICAL - FIRE TR	0014602	5262		\$ 300.00	\$ 300.00	\$ 300.00	\$ 250.00	\$ 250.00	-	\$ -
PLUMBING - FIRE TR	0014602	5264		\$ 100.00	\$ 100.00	\$ 100.00	\$ 100.00	\$ 100.00	-	\$ -
VEHICLE REPRS/MAINT-FIRE TRNG	0014602	5271		\$ -	\$ -	\$ -	\$ -	\$ -	-	\$ -
EQUIP MAINT/REPAIRS-FIRE TR	0014602	5279		\$ 10,000.00	\$ 10,000.00	\$ 10,000.00	\$ 7,500.00	\$ 7,500.00	-	\$ -
MISC CONTRACTUAL-FIRE TRNG	0014602	5299		\$ -	\$ 36,200.00	\$ -	\$ -	\$ -	-	\$ -
VEHICLE FUEL - FIRE TR	0014603	5303		\$ 7,000.00	\$ 7,000.00	\$ 7,000.00	\$ 4,000.00	\$ 4,000.00	-	\$ -
VEHICLE SUPPLIES-FIRE TR	0014603	5309		\$ 1,000.00	\$ 1,000.00	\$ 1,000.00	\$ 1,000.00	\$ 1,000.00	-	\$ -
CONSTR SUPP/MAT - FIRE TR	0014603	5311		\$ 1,000.00	\$ 1,000.00	\$ 1,000.00	\$ 1,000.00	\$ 1,000.00	-	\$ -
BLDG/GRND SUPP/MAT - FIRE TR	0014603	5319		\$ 500.00	\$ 500.00	\$ 500.00	\$ 500.00	\$ 500.00	-	\$ -
FOOD SUPPLIES	0014603	5320		\$ -	\$ -	\$ -	\$ -	\$ -	-	\$ -
HSEHLD SUPP/MAT - FIRE TR	0014603	5340		\$ 800.00	\$ 800.00	\$ 800.00	\$ 800.00	\$ 800.00	-	\$ -
OFFICE SUPPLIES/MAT - FIRE TR	0014603	5369		\$ 3,000.00	\$ 3,000.00	\$ 3,000.00	\$ 2,500.00	\$ 2,500.00	-	\$ -
FIREFIGHTING MATERIAL - FIRE TR	0014603	5371		\$ 30,000.00	\$ 30,000.00	\$ 30,000.00	\$ 25,000.00	\$ 25,000.00	-	\$ -
EDUC/REC SUPPLIES - FIRE TR	0014603	5391		\$ 1,000.00	\$ 1,000.00	\$ 1,000.00	\$ 1,000.00	\$ 1,000.00	-	\$ -
MISC SUPPLIES/MAT - FIRE TR	0014603	5399		\$ 3,400.00	\$ 3,400.00	\$ 3,400.00	\$ 3,000.00	\$ 3,000.00	-	\$ -
LICENSES/PERMITS/REG-FIRE TRNG	0014604	5449		\$ -	\$ 47,700.00	\$ -	\$ -	\$ -	-	\$ -
MISC RENTALS - FIRE TR	0014604	5469		\$ 4,800.00	\$ 4,800.00	\$ 4,800.00	\$ 4,800.00	\$ 4,800.00	-	\$ -
COMPUTER EQUIPMENT-FIRE TRAINING	0014605	5559		\$ 5,000.00	\$ 5,000.00	\$ 5,000.00	\$ 5,000.00	\$ 5,000.00	-	\$ -
TURN-OUT GEAR EQUIP-FIR TRNG	0014605	5562		\$ 5,000.00	\$ 5,000.00	\$ 5,000.00	\$ 5,000.00	\$ 5,000.00	-	\$ -
EQUIPMENT-FIRE TRAINING	0014605	5599		\$ 7,810.00	\$ 17,810.00	\$ 17,810.00	\$ 17,810.00	\$ 17,810.00	-	\$ -
MISC EXPENDITURES-FIRE TRNG	0014607	5750		\$ 8,500.00	\$ 8,500.00	\$ 8,500.00	\$ 8,500.00	\$ 8,500.00	-	\$ -
BURN BLDG REPAIRS-FIRE TRAINING	0014608	5827		\$ 35,000.00	\$ 35,000.00	\$ -	\$ -	\$ -	-	\$ -
FLASHOVER PROP-FIRE TRAINING	0014608	5828		\$ 10,000.00	\$ 10,000.00	\$ -	\$ -	\$ -	-	\$ -
RETIREMENT-FIRE TRAINING	0014609	5981		\$ 51,976.00	\$ 51,976.00	\$ 51,976.00	\$ 32,376.00	\$ 32,376.00	-	\$ -
GROUP INSURANCE - FIRE TRAINING	0014609	5983		\$ 20,150.00	\$ 20,150.00	\$ 20,150.00	\$ -	\$ -	-	\$ -
MEDICARE-FIRE TRAINING	0014609	5984		\$ 4,350.00	\$ 4,350.00	\$ 4,350.00	\$ 4,350.00	\$ 4,350.00	-	\$ -
TOTALS				\$ 529,355.00	\$ 529,355.00	\$ 495,255.00	\$ 443,555.00	\$ 443,555.00	-	\$ -

	ACTUAL FY15	ORIGINAL FY16	CMRS REC FY17	% CHANGE
SALARIES & WAGES	\$ 226,510.12	\$ 292,869.00	\$ 292,869.00	0.00%
CONTRACTURAL SERVICES	\$ 29,040.61	\$ 36,200.00	\$ 33,950.00	-6.22%
SUPPLIES & MATERIALS	\$ 27,354.54	\$ 47,700.00	\$ 38,800.00	-18.66%
CHARGES & OBLIGATIONS	\$ 4,721.99	\$ 4,800.00	\$ 4,900.00	2.08%
EQUIPMENT	\$ 5,504.62	\$ 17,810.00	\$ 27,810.00	56.15%
MISC EXPENDITURES	\$ 2,427.28	\$ 8,500.00	\$ 8,500.00	0.00%
SUBTOTAL:	\$ 295,559.16	\$ 407,879.00	\$ 406,829.00	-0.26%
FRINGES	\$ 71,139.29	\$ 76,476.00	\$ 36,726.00	-51.98%
CAPITAL IMPROVEMENTS	\$ -	\$ 45,000.00	\$ -	-100.00%
TOTAL BUDGET:	\$ 366,698.45	\$ 529,355.00	\$ 443,555.00	-16.21%



500 CAPE COD COMMISSION

	ORG	OBJ	PROJ	ORIGINAL FY16	FY16 GROUP SUBTOTALS	DEPT REQ FY17	FIN DIR FY17	CMRS REC FY17	ADOPTED FY17	FY17 GROUP SUBTOTALS
SALARIES PERM-CCC	0105001	5100		\$ 542,961.00		\$ 530,671.00	\$ 530,671.00	\$ 530,671.00	\$ -	
SALARIES TEMPORARY - CCC	0105001	5110		\$ 1,500.00		\$ 1,500.00	\$ 1,500.00	\$ 1,500.00	\$ -	
HOLIDAY PAY-CCC	0105001	5140		\$ -		\$ -	\$ -	\$ -	\$ -	
INDIRECT ACCRUED LABOR-CCC	0105001	5197		\$ 485,708.00		\$ 491,995.00	\$ 491,995.00	\$ 491,995.00	\$ -	
INDIRECT PAYROLL-CCC	0105001	5198		\$ -		\$ -	\$ -	\$ -	\$ -	
SALARY RESERVE-CCC	0105001	5199		\$ 130,000.00		\$ 135,500.00	\$ 135,500.00	\$ 135,500.00	\$ -	
GROUP INSURANCE	0105001	5983		\$ -		\$ -	\$ -	\$ -	\$ -	
MEDICARE	0105001	5984		\$ -		\$ -	\$ -	\$ -	\$ -	
SALARIES PERM-CCC RPLN	0105101	5100		\$ 501,841.00		\$ 524,926.00	\$ 524,926.00	\$ 524,926.00	\$ -	
GROUP INSURANCE	0105101	5983		\$ -		\$ -	\$ -	\$ -	\$ -	
MEDICARE	0105101	5984		\$ -		\$ -	\$ -	\$ -	\$ -	
SALARIES-MATCH-TECH ASST 12/15	0105161	5101	1215	\$ -		\$ -	\$ -	\$ -	\$ -	
SALARIES-MTCH-TECH ASST 12/16	0105161	5101	1216	\$ -		\$ -	\$ -	\$ -	\$ -	
GROUP INSURANCE	0105161	5983	1216	\$ -		\$ -	\$ -	\$ -	\$ -	
MEDICARE	0105161	5984	1216	\$ -		\$ -	\$ -	\$ -	\$ -	
SALARIES-MTCH-CZM-PTOWN GRT	0105171	5101	0080	\$ -		\$ -	\$ -	\$ -	\$ -	
SALARIES-CNTY MATCH-ECO DEV AD	0105181	5101	0125	\$ -		\$ -	\$ -	\$ -	\$ -	
SALARIES-MTCH-EDA 6/16 GRT	0105181	5101	0171	\$ -		\$ -	\$ -	\$ -	\$ -	
SALARIES-MTCH-INVEST SOFT GRT	0105181	5101	0176	\$ -		\$ -	\$ -	\$ -	\$ -	
SALARIES-MTCH-HAZARD MITIG GRT	0105181	5101	0184	\$ -		\$ -	\$ -	\$ -	\$ -	
SALARIES-CNTY MATCH-ECO DEV AD	0105181	5101	0192	\$ -		\$ -	\$ -	\$ -	\$ -	
SALARIES-MTCH-JOINT LAND USE G	0105181	5101	0203	\$ -		\$ -	\$ -	\$ -	\$ -	
SALARIES-MTCH-PRE-DISASTER MIT	0105181	5101	0203	\$ -		\$ -	\$ -	\$ -	\$ -	
GROUP INSURANCE	0105181	5983	0171	\$ -		\$ -	\$ -	\$ -	\$ -	
GROUP INSURANCE	0105181	5983	0192	\$ -		\$ -	\$ -	\$ -	\$ -	
GROUP INSURANCE	0105181	5983	0203	\$ -		\$ -	\$ -	\$ -	\$ -	
MEDICARE	0105181	5984	0171	\$ -		\$ -	\$ -	\$ -	\$ -	
MEDICARE	0105181	5984	0192	\$ -		\$ -	\$ -	\$ -	\$ -	
MEDICARE	0105181	5984	0203	\$ -		\$ -	\$ -	\$ -	\$ -	
SALARIES PERM-CCC REG	0105201	5100		\$ 351,703.00		\$ 373,239.00	\$ 373,239.00	\$ 373,239.00	\$ -	
GROUP INSURANCE	0105201	5983		\$ -		\$ -	\$ -	\$ -	\$ -	
MEDICARE	0105201	5984		\$ -		\$ -	\$ -	\$ -	\$ -	
SALARIES-CCC TECH SERVICES	0105301	5100		\$ 27,018.00		\$ -	\$ -	\$ -	\$ -	
GROUP INSURANCE	0105301	5983		\$ -		\$ -	\$ -	\$ -	\$ -	
MEDICARE	0105301	5984		\$ -		\$ -	\$ -	\$ -	\$ -	
SALARIES PERM-CCC-WATER RES	0105311	5100		\$ 192,687.00		\$ 206,219.00	\$ 206,219.00	\$ 206,219.00	\$ -	
GROUP INSURANCE	0105311	5983		\$ -		\$ -	\$ -	\$ -	\$ -	
MEDICARE	0105311	5984		\$ -		\$ -	\$ -	\$ -	\$ -	
SALARIES PERM-CCC TRANS	0105331	5100		\$ 10,000.00		\$ 18,792.00	\$ 18,792.00	\$ 18,792.00	\$ -	
GROUP INSURANCE	0105331	5983		\$ -		\$ -	\$ -	\$ -	\$ -	
MEDICARE	0105331	5984		\$ -		\$ -	\$ -	\$ -	\$ -	
CCC-SIO - SALARIES-REGULAR	0105401	5100		\$ 444,743.00		\$ 465,621.00	\$ 465,621.00	\$ 465,621.00	\$ -	
GROUP INSURANCE	0105401	5983		\$ -		\$ -	\$ -	\$ -	\$ -	
MEDICARE	0105401	5984		\$ -		\$ -	\$ -	\$ -	\$ -	
SALARIES PERM-CCC MHD	0115341	5100		\$ 239,013.00		\$ 243,722.00	\$ 243,722.00	\$ 243,722.00	\$ -	
SALARIES TEMP-CCC MHD	0115341	5110		\$ 15,220.00		\$ 18,600.00	\$ 18,600.00	\$ 18,600.00	\$ -	
GROUP INSURANCE	0115341	5983		\$ -		\$ -	\$ -	\$ -	\$ -	
MEDICARE	0115341	5984		\$ -		\$ -	\$ -	\$ -	\$ -	
SALARIES CTY MITCH-CCC EOTC	0135351	5101		\$ 7,431.00		\$ 7,781.00	\$ 7,781.00	\$ 7,781.00	\$ -	
SALARIES TEMP-CCC EOTC	0135351	5110		\$ 29,715.00		\$ 31,123.00	\$ 31,123.00	\$ 31,123.00	\$ -	

500 CAPE COD COMMISSION

	ORG	OBJ	PROJ	ORIGINAL FY16	FY16 GROUP SUBTOTALS	DEPT REQ FY17	FIN DIR FY17	CMRS REC FY17	ADOPTED FY17	FY17 GROUP SUBTOTALS
GROUP INSURANCE	0135351	5983		\$ -		\$ -	\$ -	\$ -	\$ -	
MEDICARE	0135351	5984		\$ -		\$ -	\$ -	\$ -	\$ -	
HUD/HOME PROG SALARIES	0145111	5100		\$ 15,000.00		\$ -	\$ -	\$ -	\$ -	
TELEPHONES - CCC	0105002	5213		\$ 9,000.00		\$ 9,000.00	\$ 9,000.00	\$ 9,000.00	\$ 9,000.00	
INTERNET/ISP-CCC	0105002	5214		\$ 3,000.00		\$ 3,000.00	\$ 3,000.00	\$ 3,000.00	\$ 3,000.00	
ELECTRICITY CHARGES - CCC	0105002	5221		\$ 16,000.00		\$ 16,000.00	\$ 16,000.00	\$ 16,000.00	\$ 16,000.00	
HEATING FUEL-CCC	0105002	5223		\$ 5,000.00		\$ 5,000.00	\$ 5,000.00	\$ 5,000.00	\$ 5,000.00	
LEGAL SVCS - CCC	0105002	5235		\$ 60,000.00		\$ 60,000.00	\$ 60,000.00	\$ 60,000.00	\$ 60,000.00	
PROFESS/TECH SERVICES-CCC	0105002	5239		\$ 40,000.00		\$ 50,000.00	\$ 50,000.00	\$ 50,000.00	\$ 50,000.00	
EDUCATION OF EMPLOYEES - CCC	0105002	5241		\$ 18,000.00		\$ 20,000.00	\$ 20,000.00	\$ 20,000.00	\$ 20,000.00	
SOFTWARE/HARDWARE MAINT-CCC	0105002	5276		\$ 42,000.00		\$ 2,500.00	\$ 2,500.00	\$ 2,500.00	\$ 2,500.00	
EQUIP MAINT/REPAIRS-CCC	0105002	5279		\$ 15,000.00		\$ 15,000.00	\$ 15,000.00	\$ 15,000.00	\$ 15,000.00	
OUT OF STATE TRAVEL - CCC	0105002	5281		\$ 5,000.00		\$ 5,000.00	\$ 5,000.00	\$ 5,000.00	\$ 5,000.00	
IN STATE TRAVEL - CCC	0105002	5282		\$ 15,500.00		\$ 15,500.00	\$ 15,500.00	\$ 15,500.00	\$ 15,500.00	
ADVERTISING - CCC	0105002	5291		\$ 3,500.00		\$ 3,500.00	\$ 3,500.00	\$ 3,500.00	\$ 3,500.00	
FREIGHT/EXPRESS - CCC	0105002	5294		\$ 1,500.00		\$ 1,500.00	\$ 1,500.00	\$ 1,500.00	\$ 1,500.00	
PRINTING/COPY/BINDING-CCC	0105002	5295		\$ 10,000.00		\$ 5,000.00	\$ 5,000.00	\$ 5,000.00	\$ 5,000.00	
MISC CONTRACTUAL - CCC	0105002	5299		\$ 20,000.00		\$ 7,500.00	\$ 7,500.00	\$ 7,500.00	\$ 7,500.00	
PROF/TECH SVCS-CCC RPLN	0105102	5239		\$ 75,000.00		\$ 75,000.00	\$ 75,000.00	\$ 75,000.00	\$ 75,000.00	
OUTSTATE TRAVEL-CCC RPLN	0105102	5281		\$ 5,000.00		\$ 7,500.00	\$ 7,500.00	\$ 7,500.00	\$ 7,500.00	
INSTATE TRAVEL-CCC RPLN	0105102	5282		\$ 10,000.00		\$ 7,500.00	\$ 7,500.00	\$ 7,500.00	\$ 7,500.00	
TRAVEL-CNTY MITCH-208 UPDATE	0105102	5282	0162	\$ -		\$ -	\$ -	\$ -	\$ -	
PRINTG/COPY/BINDG-CCC RPLN	0105102	5295		\$ 10,000.00		\$ 2,500.00	\$ 2,500.00	\$ 2,500.00	\$ 2,500.00	
TRAVEL-MTCH-EOTC GRANT	0105182	5282	0099	\$ -		\$ -	\$ -	\$ -	\$ -	
TRAVEL-MTCH-INVEST SOFT GRT	0105182	5282	0176	\$ -		\$ -	\$ -	\$ -	\$ -	
TRAVEL-MTCH-HAZARD MITIG GRT	0105182	5282	0184	\$ -		\$ -	\$ -	\$ -	\$ -	
TRAVEL-MTCH-PRE-DISASTR MIT GRT	0105182	5282	0203	\$ -		\$ -	\$ -	\$ -	\$ -	
LEGAL SVCS-CCC REG	0105202	5235		\$ 157,600.00		\$ 160,000.00	\$ 160,000.00	\$ 160,000.00	\$ 160,000.00	
PROF/TECH SVCS-CCC REG	0105202	5239		\$ 30,000.00		\$ 30,000.00	\$ 30,000.00	\$ 30,000.00	\$ 30,000.00	
RECORDING FEES-CCC REG	0105202	5251		\$ 3,000.00		\$ 3,000.00	\$ 3,000.00	\$ 3,000.00	\$ 3,000.00	
INSTATE TRAVEL-CCC REG	0105202	5282		\$ 5,000.00		\$ 5,000.00	\$ 5,000.00	\$ 5,000.00	\$ 5,000.00	
ADVERTISG-CCC REG	0105202	5291		\$ 20,000.00		\$ 20,000.00	\$ 20,000.00	\$ 20,000.00	\$ 20,000.00	
OUTSTATE TRAVEL CCC TECH SERV	0105302	5281		\$ 500.00		\$ -	\$ -	\$ -	\$ -	
IN-STATE TRAVEL-CCC TECH SERV	0105302	5282		\$ 1,000.00		\$ -	\$ -	\$ -	\$ -	
PROF/TECH-MATCH-TECH ASST GRT	0105312	5239		\$ 25,000.00		\$ 25,000.00	\$ 25,000.00	\$ 25,000.00	\$ 25,000.00	
OUT OF STATE TRAVEL-CCC-WATER	0105312	5281		\$ 1,000.00		\$ 1,000.00	\$ 1,000.00	\$ 1,000.00	\$ 1,000.00	
IN STATE TRAVEL-CCC-WATER RES	0105312	5282		\$ 6,000.00		\$ 6,000.00	\$ 6,000.00	\$ 6,000.00	\$ 6,000.00	
OUTSTATE TRAVEL-CCC TRNS	0105332	5281		\$ 1,000.00		\$ 1,000.00	\$ 1,000.00	\$ 1,000.00	\$ 1,000.00	
INSTATE TRAVEL-CCC TRNS	0105332	5282		\$ 2,500.00		\$ 2,500.00	\$ 2,500.00	\$ 2,500.00	\$ 2,500.00	
IN-STATE TRAVEL-MATCH-EOTC GRT	0105352	5282		\$ 180.00		\$ 180.00	\$ 180.00	\$ 180.00	\$ 180.00	
CCC-SIO - PROFESSIONAL/TECHNICA	0105402	5239	0099	\$ 150,000.00		\$ 150,000.00	\$ 150,000.00	\$ 150,000.00	\$ 150,000.00	
CCC-SIO - OUT OF STATE TRAVEL	0105402	5281		\$ 4,000.00		\$ 4,000.00	\$ 4,000.00	\$ 4,000.00	\$ 4,000.00	
CCC-SIO - IN-STATE TRAVEL	0105402	5282		\$ 1,000.00		\$ 1,000.00	\$ 1,000.00	\$ 1,000.00	\$ 1,000.00	
EDUC OF EMPLOYEES-MA HWY	0115342	5241		\$ 2,000.00		\$ 2,000.00	\$ 2,000.00	\$ 2,000.00	\$ 2,000.00	
OUT-STATE TRAVEL-CCC MHD	0115342	5281		\$ 2,500.00		\$ 2,500.00	\$ 2,500.00	\$ 2,500.00	\$ 2,500.00	
IN-STATE TRAVEL-CCC MHD	0115342	5282		\$ 7,000.00		\$ 7,000.00	\$ 7,000.00	\$ 7,000.00	\$ 7,000.00	
FREIGHT/SHIPPING- MA HWY	0115342	5294		\$ 500.00		\$ 500.00	\$ 500.00	\$ 500.00	\$ 500.00	
CONTRTL SVCS-CCC MHD	0115342	5299		\$ 2,500.00		\$ 2,500.00	\$ 2,500.00	\$ 2,500.00	\$ 2,500.00	
IN-STATE TRAVEL-CCC EOTC	0135352	5282		\$ 720.00		\$ 720.00	\$ 720.00	\$ 720.00	\$ 720.00	
LEGAL SERVICES-CCC HUD	0145112	5235		\$ 3,000.00		\$ -	\$ -	\$ -	\$ -	
					\$ 2,994,540.00					\$ 3,049,689.00

500 CAPE COD COMMISSION

	ORG	OBJ	PROJ	ORIGINAL FY16	FY16 GROUP SUBTOTALS	DEPT REQ FY17	FIN DIR FY17	CMRS REC FY17	ADOPTED FY17	FY17 GROUP SUBTOTALS
PROF/TECH SERV-CCC HUD	0145112	5239		\$ 6,000.00						
IN-STATE TRAVEL-CCC HUD	0145112	5282								
ADVERTISING-CCC HUD	0145112	5291		\$ 250.00						
HUD/HOME PROG CONTRACTUAL SERV	0145112	5299		\$ 500.00						
MISC CONTRACTUAL	0155362	5299		\$ 500.00	\$ 796,750.00					\$ 734,900.00
HDRWR/PLMB SUPP/MAT - CCC	0105003	5312		\$ 100.00		\$ 100.00				
FOOD SUPPLIES-CCC	0105003	5320		\$ 1,000.00		\$ 1,000.00				\$ 100.00
POSTAGE - CCC	0105003	5361		\$ 17,500.00		\$ 15,000.00				\$ 1,000.00
REFERENCE/LAW BOOKS-CCC	0105003	5363		\$ 1,750.00		\$ 1,750.00				\$ 1,750.00
OFFICE SUPPLIES/MATERIALS-CCC	0105003	5369		\$ 70,500.00		\$ 50,000.00				\$ 50,000.00
MISC SUPPLIES-CCC	0105003	5399		\$ 5,000.00		\$ 5,000.00				\$ 5,000.00
VEHICLE FUEL-CCC-WATER RES	0105313	5303		\$ 300.00		\$ 300.00				\$ 300.00
MISC SUPPLIES-CCC MHD	0115343	5399		\$ 5,000.00		\$ 5,000.00				\$ 5,000.00
ASSOCIATION DUES-CCC	0105004	5421		\$ 12,500.00	\$ 101,150.00	\$ 12,500.00				\$ 12,500.00
LICENSING-CCC	0105004	5427				\$ 65,000.00				\$ 65,000.00
SUBSCRIPTIONS - CCC	0105004	5429		\$ 15,000.00		\$ 12,500.00				\$ 12,500.00
PUBLIC OFFICIALS INSURANCE-CCC	0105004	5433				\$ 7,000.00				\$ 7,000.00
UNEMPLOYMENT INS/COSTS-CCC	0105004	5437		\$ 35,000.00		\$ 20,000.00				\$ 20,000.00
BUILDING RENTAL - CCC	0105004	5462		\$ 145,600.00		\$ 145,600.00				\$ 145,600.00
EQUIPMENT RENTAL - CCC	0105004	5463		\$ 1,500.00		\$ 1,500.00				\$ 1,500.00
MISC RENTALS - CCC	0105004	5469		\$ 2,500.00		\$ 2,500.00				\$ 2,500.00
MISC CHARGES-CCC	0105004	5499		\$ 1,000.00		\$ 1,000.00				\$ 1,000.00
MISC CHARGES-CCC MHD	0115344	5499		\$ 500.00	\$ 213,600.00	\$ 500.00				\$ 500.00
OFFICE FURN/EQUIP - CCC	0105005	5547		\$ 3,500.00		\$ 3,500.00				\$ 3,500.00
MISC DATA PROC EQUIP - CCC	0105005	5559		\$ 20,000.00		\$ 25,000.00				\$ 25,000.00
MISC EQUIPMENT - CCC	0105005	5599		\$ 25,000.00		\$ 15,000.00				\$ 15,000.00
MISC EQUIPMENT-CCC MHD	0115345	5599		\$ 5,000.00	\$ 53,500.00	\$ 5,000.00				\$ 5,000.00
UNPAID BILLS-CCC	0105007	5799		\$ 500.00	\$ 500.00	\$ 500.00				\$ 500.00
RETIREMENT-CCC	0105009	5981		\$ 599,658.00		\$ 630,200.00				\$ 630,200.00
GROUP INSURANCE - CCC	0105009	5983		\$ 488,071.00		\$ 488,071.00				\$ 488,071.00
MEDICARE-CCC	0105009	5984		\$ 41,000.00	\$ 1,128,729.00	\$ 42,150.00				\$ 42,150.00
TOTALS				\$ 5,288,769.00	\$ 5,288,769.00	\$ 5,340,260.00				\$ 5,340,260.00

	ACTUAL FY15	ORIGINAL FY16	CMRS REC FY17	% CHANGE
SALARIES & WAGES	\$ 2,446,324.01	\$ 2,994,540.00	\$ 3,049,689.00	1.84%
CONTRACTUAL SERVICES	\$ 291,803.73	\$ 796,750.00	\$ 734,900.00	-7.76%
SUPPLIES & MATERIALS	\$ 26,301.69	\$ 101,150.00	\$ 78,150.00	-22.74%
CHARGES & OBLIGATIONS	\$ 171,111.87	\$ 213,600.00	\$ 268,100.00	25.51%
EQUIPMENT	\$ 35,078.86	\$ 53,500.00	\$ 48,500.00	-9.35%
6 -	\$ -	\$ -	\$ -	
7 -	\$ 193.60	\$ 500.00	\$ 500.00	0.00%
SUBTOTAL:	\$ 2,970,813.76	\$ 4,160,040.00	\$ 4,179,839.00	0.48%
FRINGES	\$ 922,206.53	\$ 1,128,729.00	\$ 1,160,421.00	2.81%
CAPITAL IMPROVEMENTS	\$ -	\$ -	\$ -	
TOTAL BUDGET:	\$ 3,893,020.29	\$ 5,288,769.00	\$ 5,340,260.00	0.97%



560 WATER QUALITY INITIATIVES

	ORG	OBJ	PROJ	ORIGINAL FY16	FY16 GROUP SUBTOTALS	DEPT REQ FY17	FIN DIR FY17	CMRS REC FY17	ADOPTED FY17	FY17 GROUP SUBTOTALS
LEGAL SERVICES-WATER QUALITY	0015602	5235		\$ -	\$ -	\$ -	\$ -	\$ -	\$ -	\$ -
PROF/TECH SERV-WATER QUALITY	0015602	5239		\$ 102,000.00	\$ 102,000.00	\$ 102,000.00	\$ 102,000.00	\$ 102,000.00	\$ -	\$ -
MISC CONTRACTUAL-WATER QUALITY	0015602	5299		\$ -	\$ -	\$ -	\$ -	\$ -	\$ -	\$ -
WASTEWR MONITRG PROG-WTR QUAL	0015602	5299	0179	\$ -	\$ 102,000.00	\$ -	\$ -	\$ -	\$ -	\$ -
GRANTS MUNI SUPPORT INITIATIVE	0015604	5490	0106	\$ 400,000.00	\$ 400,000.00	\$ 400,000.00	\$ 250,000.00	\$ 250,000.00	\$ -	\$ 102,000.00
TOTALS				\$ 502,000.00	\$ 502,000.00	\$ 502,000.00	\$ 352,000.00	\$ 352,000.00	\$ -	\$ 352,000.00

	ACTUAL FY15	ORIGINAL FY16	CMRS REC FY17	% CHANGE
SALARIES & WAGES	\$ -	\$ -	\$ -	
CONTRACTUAL SERVICES	\$ 72,350.04	\$ 102,000.00	\$ 102,000.00	0.00%
SUPPLIES & MATERIALS	\$ -	\$ -	\$ -	
CHARGES & OBLIGATIONS	\$ (81,884.48)	\$ 400,000.00	\$ 250,000.00	-37.50%
EQUIPMENT	\$ -	\$ -	\$ -	
SUBTOTAL:	\$ (9,534.44)	\$ 502,000.00	\$ 352,000.00	-29.88%
FRINGES	\$ -	\$ -	\$ -	
CAPITAL IMPROVEMENTS	\$ -	\$ -	\$ -	
TOTAL BUDGET:	\$ (9,534.44)	\$ 502,000.00	\$ 352,000.00	-29.88%



900 FRINGE BENEFITS

ORG	OBJ	PROJ	ORIGINAL FY16	FY16 GROUP SUBTOTALS	DEPT REQ FY17	FIN DIR FY17	CMRS REC FY17	ADOPTED FY17	FY17 GROUP SUBTOTALS
0019031	5100		\$ 15,000.00	\$ 15,000.00	\$ 15,000.00	\$ -	\$ -	\$ -	\$ -
0019009	5981		\$ 120,750.00	\$ 120,750.00	\$ 125,722.00	\$ 123,379.00	\$ 123,379.00	\$ -	\$ -
0019009	5984		\$ 5,000.00	\$ 5,000.00	\$ 5,000.00	\$ -	\$ -	\$ -	\$ -
0019019	5983		\$ 1,148,521.00	\$ 1,148,521.00	\$ 1,263,373.00	\$ 967,665.00	\$ 967,665.00	\$ -	\$ -
0019039	5983		\$ 5,000.00	\$ 5,000.00	\$ 5,000.00	\$ -	\$ -	\$ -	\$ -
0019049	5982		\$ 80,000.00	\$ 80,000.00	\$ 85,000.00	\$ 70,000.00	\$ 70,000.00	\$ -	\$ -
	TOTALS		\$ 1,374,271.00	\$ 1,374,271.00	\$ 1,499,095.00	\$ 1,161,044.00	\$ 1,161,044.00	\$ -	\$ -

	ACTUAL FY15	ORIGINAL FY16	CMRS REC FY17	% CHANGE
SALARIES & WAGES	\$ -	\$ 15,000.00	\$ -	-100.00%
CONTRACTURAL SERVICES	\$ -	\$ -	\$ -	
SUPPLIES & MATERIALS	\$ -	\$ -	\$ -	
CHARGES & OBLIGATIONS	\$ -	\$ -	\$ -	
EQUIPMENT	\$ -	\$ -	\$ -	
SUBTOTAL:	\$ -	\$ 15,000.00	\$ -	-100.00%
FRINGES	\$ 921,380.83	\$ 1,359,271.00	\$ 1,161,044.00	-14.58%
CAPITAL IMPROVEMENTS	\$ -	\$ -	\$ -	
TOTAL BUDGET:	\$ 921,380.83	\$ 1,374,271.00	\$ 1,161,044.00	-15.52%



910 MISC. & CONTINGENCY EXP.

ORG	OBJ	PROJ	ORIGINAL FY16	FY16 GROUP SUBTOTALS	DEPT REQ FY17	FIN DIR FY17	CMRS REC FY17	ADOPTED FY17	FY17 GROUP SUBTOTALS
0019101	5110	0012	\$ -		\$ -	\$ -	\$ -	\$ -	\$ -
0019101	5984	0012	\$ -		\$ -	\$ -	\$ -	\$ -	\$ -
0019102	5220		\$ -	\$ -	\$ -	\$ -	\$ -	\$ -	\$ -
0019102	5221		\$ 1,000.00		\$ 1,000.00	\$ -	\$ -	\$ -	\$ -
0019102	5233		\$ 61,500.00		\$ 61,500.00	\$ 61,500.00	\$ -	\$ -	\$ 61,500.00
0019102	5235		\$ 55,000.00		\$ 55,000.00	\$ 55,000.00	\$ -	\$ -	\$ 55,000.00
0019102	5239		\$ -		\$ -	\$ -	\$ -	\$ -	\$ -
0019102	5241		\$ 10,000.00		\$ 10,000.00	\$ 10,000.00	\$ -	\$ -	\$ 10,000.00
0019102	5256		\$ 8,000.00		\$ 8,000.00	\$ -	\$ -	\$ -	\$ -
0019102	5282		\$ 2,500.00		\$ 2,500.00	\$ -	\$ -	\$ -	\$ -
0019102	5291		\$ 16,800.00		\$ 16,800.00	\$ 16,800.00	\$ -	\$ -	\$ 16,800.00
0019102	5295		\$ 500.00		\$ 500.00	\$ 500.00	\$ -	\$ -	\$ 500.00
0019102	5299		\$ 5,000.00		\$ 5,000.00	\$ 5,000.00	\$ -	\$ -	\$ 5,000.00
0019102	5299	0017	\$ -	\$ 160,300.00	\$ -	\$ -	\$ -	\$ -	\$ 149,800.00
0019103	5361		\$ 1,000.00		\$ 1,000.00	\$ 1,000.00	\$ -	\$ -	\$ 1,000.00
0019103	5399	0012	\$ -	\$ 1,000.00	\$ -	\$ -	\$ -	\$ -	\$ -
0019104	5431		\$ 105,000.00		\$ 110,250.00	\$ 105,000.00	\$ -	\$ -	\$ 105,000.00
0019104	5432		\$ 3,000.00		\$ 3,300.00	\$ 3,000.00	\$ -	\$ -	\$ 3,000.00
0019104	5433		\$ 85,000.00		\$ 89,250.00	\$ 82,000.00	\$ -	\$ -	\$ 82,000.00
0019104	5434		\$ 50,000.00		\$ 52,500.00	\$ 45,000.00	\$ -	\$ -	\$ 45,000.00
0019104	5437		\$ 30,000.00		\$ 31,500.00	\$ 40,000.00	\$ -	\$ -	\$ 40,000.00
0019104	5498		\$ -		\$ -	\$ -	\$ -	\$ -	\$ -
0019104	5499		\$ 5,000.00		\$ 5,000.00	\$ 5,000.00	\$ -	\$ -	\$ 5,000.00
0019104	5499	0017	\$ -	\$ 278,000.00	\$ -	\$ -	\$ -	\$ -	\$ -
0019105	5559		\$ 5,000.00		\$ 5,000.00	\$ 2,500.00	\$ -	\$ -	\$ 2,500.00
0019105	5559	0012	\$ -	\$ 5,000.00	\$ -	\$ -	\$ -	\$ -	\$ -
0019107	5790		\$ -	\$ 5,000.00	\$ -	\$ -	\$ -	\$ -	\$ -
0019107	5799		\$ -	\$ 5,000.00	\$ -	\$ -	\$ -	\$ -	\$ -
TOTALS			\$ 449,300.00	\$ 449,300.00	\$ 463,100.00	\$ 438,300.00	\$ 438,300.00	\$ -	\$ 438,300.00

SUMMARY:

ACTUAL FY15	ORIGINAL FY16	CMRS REC FY17	% CHANGE
\$ 17,014.35	\$ -	\$ -	
\$ 141,720.32	\$ 160,300.00	\$ 149,800.00	-6.55%
\$ 77.54	\$ 1,000.00	\$ 1,000.00	0.00%
\$ 242,367.59	\$ 278,000.00	\$ 280,000.00	0.72%
\$ 1,276.50	\$ 5,000.00	\$ 2,500.00	-50.00%
\$ 5,506.46	\$ 5,000.00	\$ 5,000.00	0.00%
\$ 407,962.76	\$ 449,300.00	\$ 438,300.00	-2.45%
\$ -	\$ -	\$ -	
\$ -	\$ -	\$ -	
\$ 407,962.76	\$ 449,300.00	\$ 438,300.00	-2.45%



920 DEBT SERVICE & INTEREST

ORG	OBJ	PROJ	ORIGINAL FY16	FY16 GROUP SUBTOTALS	DEPT REQ FY17	FIN DIR FY17	CMRS REC FY17	ADOPTED FY17	FY17 GROUP SUBTOTALS
0019207	5780		\$ 65,000.00	\$ 65,000.00	\$ 65,000.00	\$ 65,000.00	\$ 65,000.00	-	-
0019207	5785		\$ 250,000.00	\$ 250,000.00	\$ 250,000.00	\$ 250,000.00	\$ 250,000.00	-	-
	TOTALS		\$ 315,000.00	\$ 315,000.00	\$ 315,000.00	\$ 315,000.00	\$ 315,000.00	-	\$ 315,000.00

	ACTUAL FY15	ORIGINAL FY16	CMRS REC FY17	% CHANGE
SALARIES & WAGES	\$ -	\$ -	\$ -	
CONTRACTURAL SERVICES	\$ -	\$ -	\$ -	
SUPPLIES & MATERIALS	\$ -	\$ -	\$ -	
CHARGES & OBLIGATIONS	\$ -	\$ -	\$ -	
EQUIPMENT	\$ -	\$ -	\$ -	
DEBT PAYMENT	\$ -	\$ 315,000.00	\$ 315,000.00	0.00%
SUBTOTAL:	\$ -	\$ 315,000.00	\$ 315,000.00	0.00%
FRINGES	\$ -	\$ -	\$ -	
CAPITAL IMPROVEMENTS	\$ -	\$ -	\$ -	
TOTAL BUDGET:	\$ -	\$ 315,000.00	\$ 315,000.00	0.00%

