

**Barnstable County
American Rescue Plan Act (ARPA)**

**Summary of Community
Engagement Results,
and Policy Recommendations**

2/16/22

American Rescue Plan Act (ARPA)

U.S. Treasury released the ARPA Final Rule, and Guidance, on January 6, 2022.

- March 3, 2021: ARPA funds can be used to cover costs incurred from this date forward.
- December 31, 2024: Funds must be obligated.
- December 31, 2026: End of period of performance (funds must be spent).

ARPA:

Barnstable
County
Allocation =
\$41.37 Million

Barnstable County has been allocated \$41.37 million by the US Treasury Dept. under ARPA.

- May 2021: Barnstable County received \$20.68 million, the first half of its allocation.
- June 2022: Barnstable County to receive the second half of its allocation, \$20.68 million.

Broad Categories of Eligible Uses for ARPA Funds

(Source: US Treasury)

As Prioritized by
Board of
Regional
Commissioners
on 11/10/21

1. Invest in **water, sewer, or broadband infrastructure.**

2. Fund **public health system** costs assoc. with COVID response, other health services, and related capital invest.

3. Address **negative economic impacts of COVID** on households, businesses, non-profits; **disprop. impacted communities** (includes **housing** and **early ed./childcare**).

4. Replace **lost public sector revenue**;
Provide **premium pay** to employees providing essential work during COVID-19.

Barnstable
County
ARPA:
Community
Engagement

ARPA Community Engagement Process

(12/28/21 – 2/11/22, 7 Weeks)

1. Public Comment (6,043 Responses):

- a. Survey (N = 5,849; 2,400+ wrote comments)
- b. Email (180)
- c. Voicemail (14)

2. Meetings with Towns (15 Meetings)

- a. Elected and Appointed Officials, Town Dept Heads

3. Stakeholder Feedback (45 Letters)

Sectors = Water Quality; Housing; Homelessness; Broadband; Faith-Based; Young Professionals, Chambers of Commerce; Realtors; Builders; Early Ed./Childcare; Seniors; Disabled; Health Depts.; Water Districts & Sewer Commissions; Conservation/Ecology; Economic Dev. /Planning, Elected Officials

Community Engagement Survey

www.barnstablecounty.gov/ARPA

- **Online and Paper Survey**
= **5,849 Responses** (English, 5,706; Portuguese, 125; Spanish, 18).
- **Advertising** via Newspapers, Radio, Social Media, Newsletters, COVID info. distribution list.
- **Outreach** to Portuguese and Spanish-speaking residents via faith, health, and business networks.



Barnstable County Federal American Rescue Plan Act (ARPA)

Lei do Plano americano de resgate econômico do
Condado de Barnstable (ARPA)

Ley Federal del Plan de Rescate Americano (ARPA)
en el Condado de Barnstable

[Jump to information in English](#)

[Take the Survey Now](#)

[Informações em português](#)

[Complete a pesquisa](#)

[Información en español](#)


[Completa el cuestionario](#)

Survey Results: Respondent Characteristics

Town	Count	Town % of Respondents	Avg. Age by Town	
Barnstable	1,328	23%	61	Range: 10 - 96 Median: 66
Bourne	166	3%	63	
Brewster	415	7%	63	
Chatham	214	4%	66	
Dennis	540	9%	64	
Eastham	208	4%	65	
Falmouth	665	11%	64	
Harwich	437	7%	63	
Mashpee	287	5%	65	
Orleans	291	5%	68	
Provincetown	301	5%	59	
Sandwich	261	4%	59	
Truro	112	2%	62	
Wellfleet	169	3%	63	
Yarmouth	455	8%	60	
Total	5,849	100%	63	


Barn. County
Median Age = 54

Survey Results: Respondent Characteristics

Survey Respondent Gender 	Count	%
Female	3,377	58%
Male	2,211	38%
Non-binary	16	0.3%
Prefer not to say	245	4%
Total	5,849	100%


Survey Results: Respondent Characteristics

Race and Ethnicity questions are in the form used by the federal Office of Management and Budget, with "Other: Brazilian" added.

Survey Respondent Race 	Count	%	US Census 2020 (Barnstable County)
White	5,101	87.2%	92.2%
Black or African American	63	1.1%	3.5%
American Indian/Alaska Native	8	0.1%	0.7%
Asian	24	0.4%	1.6%
Native Hawaiian/Other Pacific Islander	5	0.1%	0.1%
Other: Multi-racial	21	0.4%	2.0%
Other: Brazilian	10	0.2%	
Prefer Not to Say	617	11%	
Total	5,849	100%	

Survey Results: Respondent Characteristics

Race and Ethnicity questions are in the form used by the federal Office of Management and Budget, with "Other: Brazilian" added.

Survey Respondent Ethnicity 	Count	%	US Census 2020 (Barnstable County)
Hispanic or Latino	202	3.5%	3.4%
Not Hispanic or Latino	4,560	78.0%	92.2%
Prefer Not to Say	1,087	18.6%	
Grand Total	5,849	100.0%	

Survey Results: Regional Priorities

Summary: Ranking of ARPA Categories for Regional Funding								
Total Survey Respondents =		5,849						
								Top Priority
								Second Priority
								Third Priority
								Fourth Priority
	Don't Know		Not Important Right Now		Important		Should be a Priority	
	Count	%	Count	%	Count	%	Count	%
Infrastructure	110	2%	454	8%	1,709	29%	3,576	61%
Public Health	222	4%	623	11%	3,029	52%	1,975	34%
Negative Economic Impacts	400	7%	1,272	22%	2,925	50%	1,252	21%
Affordable Housing	235	4%	810	14%	2,175	37%	2,629	45%
Early Education/Childcare	314	5%	984	17%	2,765	47%	1,786	31%
Premium Pay for Essential Workers	522	9%	1,389	24%	2,614	45%	1,324	23%
Revenue Replacement for Local Government	1,175	20%	2,428	42%	1,805	31%	441	8%

Survey Results: Regional Priorities, by Town

Summary: Barnstable County ARPA Priorities by Town																	Top Priority															
																		Second Priority														
Total Survey Respondents =		5,849																Third Priority														
																		Fourth Priority														
Responded 'Yes' to 'Should be a Priority'		Barnstable	Bourne	Brewster	Chatham	Dennis	Eastham	Falmouth	Harwich	Mashpee	Orleans	Province-town	Sandwich	Truro	Wellfleet	Yarmouth	Total (Respondents = 5,849)															
Infrastructure	Count	868	91	252	132	325	111	447	252	198	189	148	160	59	86	258	3,576															
	%	65%	55%	61%	62%	60%	53%	67%	58%	69%	65%	49%	61%	53%	51%	57%	61%															
Public Health	Count	428	60	128	59	193	71	242	152	92	96	102	79	52	67	154	1,975															
	%	32%	36%	31%	28%	36%	34%	36%	35%	32%	33%	34%	30%	46%	40%	34%	34%															
Negative Economic Impacts	Count	278	34	95	44	117	44	123	111	55	56	69	74	30	34	88	1,252															
	%	21%	20%	23%	21%	22%	21%	18%	25%	19%	19%	23%	28%	27%	20%	19%	21%															
Affordable Housing	Count	519	67	174	109	225	119	311	200	100	153	190	105	64	97	196	2,629															
	%	39%	40%	42%	51%	42%	57%	47%	46%	35%	53%	63%	40%	57%	57%	43%	45%															
Early Ed./Childcare	Count	410	68	110	61	163	70	229	135	84	93	43	80	41	62	137	1,786															
	%	31%	41%	27%	29%	30%	34%	34%	31%	29%	32%	14%	31%	37%	37%	30%	31%															
Premium Pay for Essential Workers	Count	287	41	87	46	146	47	151	102	57	58	72	68	26	26	110	1,324															
	%	22%	25%	21%	21%	27%	23%	23%	23%	20%	20%	24%	26%	23%	15%	24%	23%															
Revenue Replace. for Local Govt	Count	81	18	28	19	33	14	42	40	22	23	25	25	10	21	40	441															
	%	6%	11%	7%	9%	6%	7%	6%	9%	8%	8%	8%	10%	9%	12%	9%	8%															

Survey Results: Regional Priorities

Summary: Barnstable County ARPA Priorities by Race/Ethnicity

										Top Priority		
										Second Priority		
										Third Priority		
										Fourth Priority		
Total Survey Respondents =		5,849										
			Hispanic or Latino (Respondents = 202)		Black or Afr. American (Respondents = 38)		NOT Hispanic/Latino/Black (Respondents = 4,530)		Prefer Not to Say (Respondents = 1,079)		Total (Respondents = 5,849)	
Responded 'Yes' to 'Should be a Priority'	Count	%	Count	%	Count	%	Count	%	Count	%		
Infrastructure	63	31%	19	50%	2,815	62%	698	65%	3,576	61%		
Public Health	85	42%	15	39%	1,567	34%	323	30%	1,975	34%		
Negative Economic Impacts	57	28%	13	34%	985	22%	210	19%	1,252	21%		
Affordable Housing	107	53%	23	61%	2,125	47%	397	37%	2,629	45%		
Early Ed./Childcare	88	44%	16	42%	1,420	31%	278	26%	1,786	31%		
Premium Pay for Essential Workers	50	25%	13	34%	1,051	23%	223	21%	1,324	23%		
Revenue Replacement for Local Govt.	25	12%	3	8%	332	7%	84	8%	441	8%		

Q. 7. With regard to the County of Barnstable's ARPA funding (\$41.3 million), do you think that the County should allocate the funds to **regional projects to benefit all residents, allocate them to the **15 towns based on population**, or a **combination**?**

	Count	%
Allocate funds to the Towns based on population.	944	16%
Allocate funds to regional projects.	1,230	21%
A combination of the two approaches.	3,445	59%
Don't Know/No Preference	230	4%
Grand Total	5,849	100%

Q.7. With regard to the County of Barnstable's ARPA funding (\$41.3 million), do you think that the County should allocate the funds to **regional projects to benefit all residents, allocate them to the **15 towns based on population**, or a **combination**?**

	Don't Know/ No Preference		Allocate funds to the Towns based on population		Allocate funds to regional projects		A combination of the two approaches		Total Count
	Count	%	Count	%	Count	%	Count	%	
Barnstable	75	6%	282	21%	265	20%	706	53%	1,328
Bourne	8	5%	29	17%	44	27%	85	51%	166
Brewster	21	5%	44	11%	85	20%	265	64%	415
Chatham	7	3%	18	8%	55	26%	134	63%	214
Dennis	17	3%	90	17%	120	22%	313	58%	540
Eastham	9	4%	15	7%	58	28%	126	61%	208
Falmouth	30	5%	151	23%	97	15%	387	58%	665
Harwich	13	3%	65	15%	98	22%	261	60%	437
Mashpee	10	3%	35	12%	69	24%	173	60%	287
Orleans	7	2%	39	13%	57	20%	188	65%	291
Provincetown	4	1%	26	9%	77	26%	194	64%	301
Sandwich	7	3%	44	17%	55	21%	155	59%	261
Truro	4	4%	8	7%	21	19%	79	71%	112
Wellfleet	2	1%	12	7%	39	23%	116	69%	169
Yarmouth	16	4%	86	19%	90	20%	263	58%	455
Grand Total	230	4%	944	16%	1,230	21%	3,445	59%	5,849

Q.8. If the County allocates some or all of its ARPA funds to the 15 towns do you favor an allocation approach that sets a **base amount for each town**, regardless of population size, and then allocates additional amounts based on population?

	Count	%
Use town population only.	1,095	19%
Set a base amount for each town, then allocate the rest based on population.	4,060	69%
Don't Know/No Preference	694	12%
Grand Total	5,849	100%

Q.8. If the County allocates some or all of its ARPA funds to the 15 towns do you favor an allocation approach that sets a **base amount for each town, regardless of population size, and then allocates additional amounts based on population?**

	Don't Know/ No Preference		Allocate to towns based on population only		Base amount for each town , then remainder based on population		Total Count
	Count	%	Count	%	Count	%	
Barnstable	186	14%	348	26%	794	60%	1,328
Bourne	19	11%	36	22%	111	67%	166
Brewster	57	14%	51	12%	307	74%	415
Chatham	29	14%	18	8%	167	78%	214
Dennis	46	9%	93	17%	401	74%	540
Eastham	24	12%	12	6%	172	83%	208
Falmouth	82	12%	188	28%	395	59%	665
Harwich	52	12%	73	17%	312	71%	437
Mashpee	39	14%	48	17%	200	70%	287
Orleans	39	13%	29	10%	223	77%	291
Provincetown	18	6%	11	4%	272	90%	301
Sandwich	33	13%	71	27%	157	60%	261
Truro	9	8%	2	2%	101	90%	112
Wellfleet	14	8%	5	3%	150	89%	169
Yarmouth	47	10%	110	24%	298	65%	455
Grand Total	694	12%	1,095	19%	4,060	69%	5,849

Results: **Meetings with Town Leadership and Elected Officials**

- All towns stated priorities related to **affordable/attainable housing**.
- Nearly all towns stated priorities related to **clean water** and **wastewater** management.
- All towns stated they have **projects ready** or already underway that would be eligible for ARPA funding.
- Engagement between County and Towns will continue throughout the ARPA funding obligation and expenditure periods.

Results: **Meetings with Town Leadership and Elected Officials**

- **9 towns** stated that County ARPA funds should be allocated to **towns only**.
- **6 towns**, representing **38%** of the County population, recommended allocations to towns and **indicated support for regional projects** as well.
- For any County funding destined for towns, the **large towns** want funds allocated by **population only**, and the **small towns** want the funds allocated via a **base + population** approach.

Results: Stakeholder Engagement

- **55** organizations were asked to submit commentary on their priorities and recommendations for use of the County's ARPA funding.
- **45** responses were received.
- The breadth and detail of the responses received suggests that **further engagement with stakeholders is necessary** to ensure all potential projects of regional impact are identified and vetted.

Stakeholders Contacted

Count	Organization	Town	Relevant Topic Area(s)
1	350 Cape Cod	Cape-wide	Water Quality
2	Amplify POC Cape Cod	Barnstable	Negative Economic Impacts
3	APCC	Dennis	Sewering & Water Quality
4	Barnstable Clean Water Coalition	Barnstable	Sewering & Water Quality
5	Brewster Chamber of Commerce	Brewster	Negative Economic Impacts
6	Canal Chamber of Commerce	Bourne	Negative Economic Impacts
7	Cape & Islands Chefs Association	Barnstable	Negative Economic Impacts
8	Cape Cod & Islands Commission on the Status of Women	Cape-wide	Multiple Issues
9	Cape Cod and Islands Assc. of Realtors	Yarmouth	Housing & Negative Economic Impacts
10	Cape Cod Chamber of Commerce	Barnstable	Negative Economic Impacts
11	Cape Cod Climate Change Collaborative	Cape-wide	Water Quality
12	Cape Cod Commercial Fishermen's Alliance	Chatham	Water Quality & Negative Economic Impacts
13	Cape Cod Council of Churches	Barnstable	Negative Economic Impacts

Stakeholders Contacted

Count	Organization	Town	Relevant Topic Area(s)
14	Cape Cod Healthcare	Barnstable	Health Care, SUD, MH
15	Cape Cod Young Professionals (CCYP)	Barnstable	Negative Economic Impacts
16	Cape Compact of Conservation Trusts	Brewster	Water Quality
17	Center for Coastal Studies	Provincetown	Sewering & Water Quality
18	Champ Homes	Barnstable	Negative Economic Impacts; Health Care, SUD, MH
19	Chatham Chamber of Commerce	Chatham	Negative Economic Impacts
20	Church Women United Cape Cod	Barnstable	Negative Economic Impacts
21	Community Action Committee of Cape Cod & Islands (CACCI)	Barnstable	Negative Economic Impacts
22	Community Development Partnership (CDP)	Eastham	Housing
23	Community Health Center of Cape Cod	Mashpee	Health Care, SUD, MH
24	Dennis Chamber of Commerce	Dennis	Negative Economic Impacts
25	Duffy Health Center	Barnstable	Health Care, SUD, MH
26	Eastham Chamber of Commerce	Eastham	Negative Economic Impacts

Stakeholders Contacted

Count	Organization	Town	Relevant Topic Area(s)
27	Falmouth Chamber of Commerce	Falmouth	Negative Economic Impacts
28	Falmouth Net	Cape-wide	Broadband
29	Falmouth Service Center	Falmouth	Negative Economic Impacts
30	Family Pantry of Cape Cod	Harwich	Negative Economic Impacts
31	Friends of Herring River	Wellfleet	Water Quality
32	Green Cape	Barnstable	Water Quality
33	Harwich Chamber of Commerce	Harwich	Negative Economic Impacts
34	Helping our Women (HOW)	Provincetown	Negative Economic Impacts
35	Homelessness Prevention Council	Orleans	Housing & Negative Economic Impacts
36	Housing Assistance Corporation (HAC)	Barnstable	Housing
37	Hyannis Chamber of Commerce	Barnstable	Negative Economic Impacts
38	Hyannis Main Street Business Improvement District	Barnstable	Negative Economic Impacts
39	Lower Cape Outreach	Orleans	Negative Economic Impacts
40	Marine Biological Laboratory (MBL)	Falmouth	Sewering & Water Quality

Stakeholders Contacted

Count	Organization	Town	Relevant Topic Area(s)
41	Nami Cape Cod & Islands	Barnstable	Health Care, SUD, MH
42	Open Cape	Cape-wide	Broadband
43	Orleans Chamber of Commerce	Orleans	Negative Economic Impacts
44	Outer Cape Health Services	Harwich	Health Care, SUD, MH
45	Provincetown Chamber of Commerce	Provincetown	Negative Economic Impacts
46	Sandwich Chamber of Commerce	Sandwich	Negative Economic Impacts
47	SCORE Cape Cod & Islands	Cape-wide	Negative Economic Impacts
48	Sierra Club, Cape Cod Chapter	Cape-wide	Water Quality
49	Soup Kitchen in Provincetown (SKIP)	Provincetown	Negative Economic Impacts
50	Truro Chamber of Commerce	Truro	Negative Economic Impacts
51	We Can	Harwich	Negative Economic Impacts
52	Wellfleet Chamber of Commerce	Wellfleet	Negative Economic Impacts
53	Woods Hole Oceanographic Institute (WHOI)	Falmouth	Sewering & Water Quality
54	Woodwell Climate Research Center	Falmouth	Sewering & Water Quality
55	Yarmouth Chamber of Commerce	Yarmouth	Negative Economic Impacts

Barnstable County ARPA:

Policy Recommendations

Policy Recommendations:

- 1. Release a portion of the funds for application by Towns.**
 - County ARPA online application portal to open in **March 2022**.
 - Funding amount and related details to be announced in February 2022.

Barnstable County ARPA:

Policy Recommendations

Policy Recommendations:

2. Extend Stakeholder Engagement Period

- Empanel **ARPA Advisory Committee** to:
 - Advise County Commissioners on priorities, process, and criteria for funding projects of regional impact;
 - Contextualize County ARPA funding within state ARPA commitments and funding from federal infrastructure and workforce legislation.
- Recommendations of ARPA Advisory Committee due by September 2022.

**Barnstable
County ARPA
Program Planning
and
Implementation**

Beth Albert, County Administrator

balbert@barnstablecounty.org

Vaira Harik, Asst. County Administrator

vharik@barnstablecounty.org