




12 DAYS

HOLIDAY



FUN



WITH
HEIFER INTERNATIONAL




Welcome to the most wonderful time of year — and to Heifer’s 12 Days of Holiday Fun! We hope you enjoy the following activities with your children and family as you count down the days until Christmas. We’ve included some of our favorite activity sheets, crafts, jokes, recipes and more — all perfect for family night fun.

If 12 days of fun isn’t enough, here are a few more family-friendly activities.




GINGERBREAD COOKIES

Celebrate the season with this easy and delicious recipe for a classic holiday treat: gingerbread cookies!




ACTIVITY PACKS FOR KIDS

Interested in more activity sheets like the ones included? Check out our themed packets for elementary kids.



ACTIVITIES FOR TWEENS & TEENS

If you’re looking for something a little more advanced, check out our activities for kids sixth grade and older.



HEIFER FAMILY GIVING

Heifer Family Giving is a FREE program you can use to teach your children about the importance of generosity, empathy and compassion. Each month, you’ll receive a downloadable packet that includes conversation starters, monthly challenges, stories from the field, activities and more.



**FROM ALL OF US AT HEIFER INTERNATIONAL,
HAPPY HOLIDAYS!**





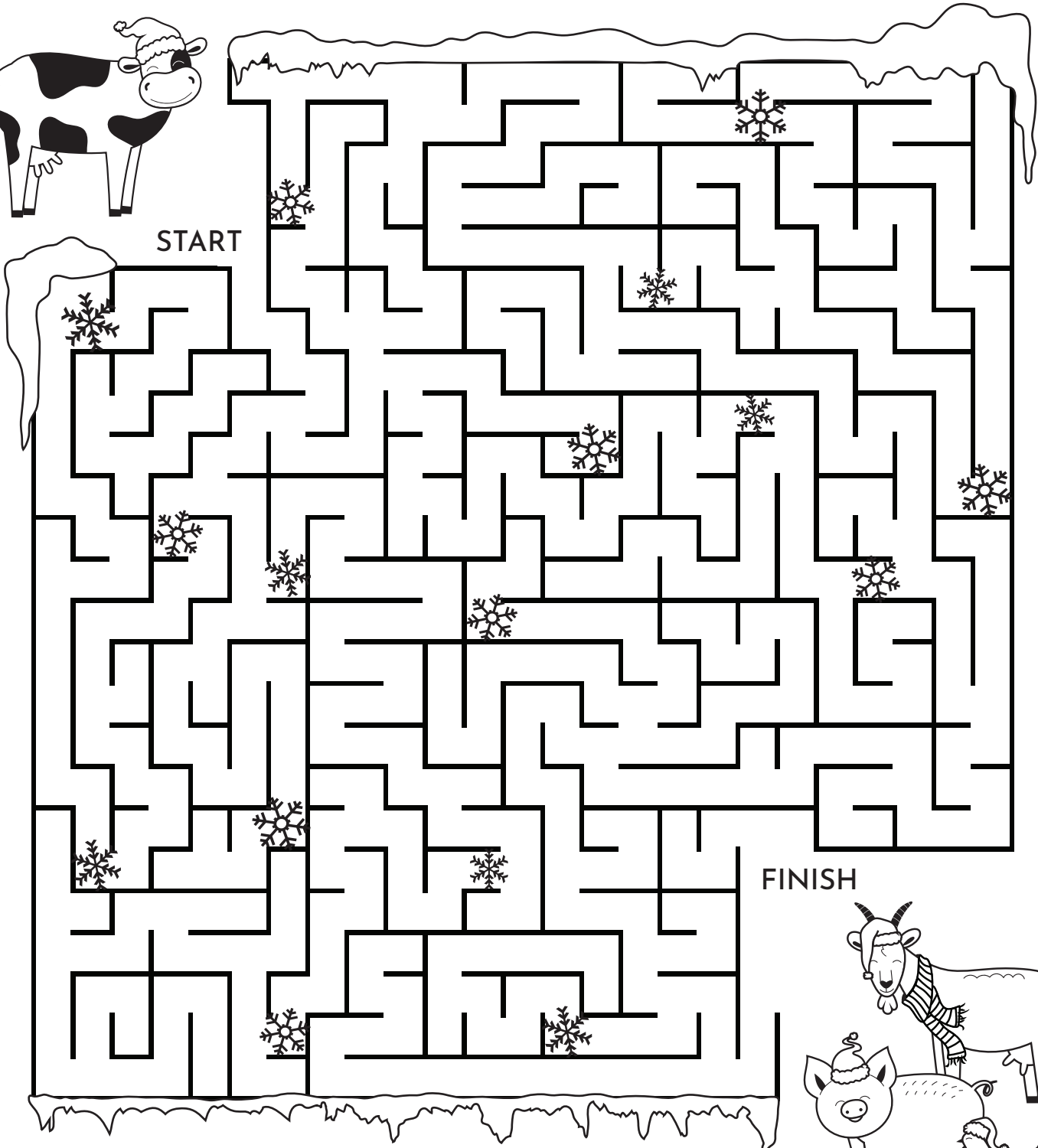
Holly's Snow Maze




Help Holly the heifer find her friends. Watch out for the snow!



START



FINISH






Holiday Jokes

Use the decoder to find the answers to some of our favorite holiday jokes.

What does the grumpy sheep say at Christmas?



What did one snowman say to the other?



DECODER KEY

A	B	C	D	E	F	G	H	I
J	K	L	M	N	O	P	Q	R
S	T	U	V	W	X	Y	Z	



Holiday Word Search

Find the hidden holiday words.

E K I S H T Y Q A T H E Z E A
G L Z N G H P R R K N W G E B
I T F E I G M E R A B Q B H P
N I L T E I E S C E G U L O B
G N S T L R S Y K H M O D U G
E S A I S B D C A R O L I N G
R E Y M R N G R E T N I W B L
B L B F A I T A C O S U S H Z
R X Q C V S U A L C A T N A S
E P D I S U N D B M R P D O P
A G N E T A L O C O H C T O H
D G T Q C X Y R T Y L X O L D
P Z M W W T Y M E E L W C R V
R E I N D E E R X X I H E K J
X D J L G A O S N O W M A N S

BRIGHT

CANDY CANE

CAROLING

ELF

GINGERBREAD

GIVING

HOT CHOCOLATE

MERRY

MITTENS

REINDEER

SANTA CLAUS

SLEIGH

SNOWMAN

TINSEL

TREE



WINTER










Holiday Ornaments

1. Color the animals below.
2. Cut them out along the dotted lines.
3. Thread string through the hole on top of each ornament and form a loop, then tie it.
4. Decorate your tree with your special ornaments!









Holiday Fill-Ins

Fill in the blanks with the types of words described. Then, fill in the corresponding blanks on the next page with your answers. Once you've filled everything in, read the story aloud.

ANIMAL _____

ADJECTIVE 5 _____

CHRISTMAS DECORATION PLURAL _____

LENGTH OF TIME _____

PAST TENSE VERB 4 _____

PAST TENSE VERB 1 _____

PAST TENSE VERB 5 _____

FAMOUS PERSON _____

NAME 1 _____

PAST TENSE VERB 2 _____

NAME 2 _____

THING 1 _____

NAME 3 _____

NOUN 1 PLURAL _____

NAME 4 _____

PAST TENSE VERB 3 _____

NAME 5 _____

BODY PART 1 PLURAL _____

NAME 6 _____

CLOTHING ARTICLE 1 _____

NAME 7 _____

CLOTHING ARTICLE 2 _____

NAME 8 _____

ADJECTIVE 1 _____

VERB 1 _____

THING 2 _____

VERB 2 _____

BODY PART 2 PLURAL _____

VERB 3 _____

ADJECTIVE 2 _____

PAST TENSE VERB 6 _____

NUMBER _____

NOUN 2 _____

ADJECTIVE 3 _____

PAST TENSE VERB 7 _____

ADJECTIVE 4 _____

'Twas the night before Christmas, and all through the farm, not a creature was stirring,

not even a/an _____. The _____ **were** _____ **by the**
ANIMAL CHRISTMAS DECORATION PLURAL PAST TENSE VERB 1

chimney with care, in hopes that _____ soon would be there. The children
FAMOUS PERSON

were _____ **all snug in their** _____, **while visions of** _____
PAST TENSE VERB 2 THING 1 NOUN 1 PLURAL

_____ **in their** _____. **And Mama in her** _____, **and I in my**
PAST TENSE VERB 3 BODY PART 1 PLURAL CLOTHING ARTICLE 1

_____, **had just settled our brains for a** _____ **winter's nap. When**
CLOTHING ARTICLE 2 ADJECTIVE 1

out on the lawn there arose such a clatter, I sprang from the _____ **to see what**
THING 2

was the matter. When, what to my wondering _____ **should appear, but a/an**
BODY PART 2 PLURAL

_____ **sleigh, and** _____ **tiny reindeer, with a little** _____
ADJECTIVE 2 NUMBER ADJECTIVE 3

driver, so _____ **and** _____, **I knew in a** _____ **it must be**
ADJECTIVE 4 ADJECTIVE 5 LENGTH OF TIME

_____. **And he/she** _____, **and** _____, **and called them**
FAMOUS PERSON PAST TENSE VERB 4 PAST TENSE VERB 5

by name: "Now! _____, **now!** _____, **now!** _____, **and**
NAME 1 NAME 2 NAME 3

_____. **On!** _____, **on!** _____, **on!** _____ **and**
NAME 4 NAME 5 NAME 6 NAME 7

_____. **Now** _____ **away!** _____ **away!** _____
NAME 8 VERB 1 VERB 2 VERB 3

away all!" And away they all _____, **like the down of a** _____. **But I**
PAST TENSE VERB 6 NOUN 2

heard him/her exclaim, as he/she _____ **out of sight, "Merry Christmas to all, and**
PAST TENSE VERB 7

to all a good night."

Want to read the original poem with no funny words? Check out "A Visit from St. Nicholas" by Clement Clarke Moore.




6

Hidden Images



FIND THESE **10** HIDDEN OBJECTS IN THE PICTURE ABOVE.



BONUS!



FIND THE
POLAR BEAR



••••• MAKE ••••• MEXICAN CHRISTMAS FRITTERS AS A FAMILY

In Oaxaca, Mexico, Christmastime means indulging in *buñuelos de rodilla*, traditional fritters seasoned with anise and guava. They're soaked with syrup made from *piloncillo*, which is a raw form of pure cane sugar commonly used in Mexican cooking. They look a lot like pancakes and syrup, but do they taste the same? Give this recipe a try.

INGREDIENTS FOR 12 FRITTERS

- 2 cups all-purpose flour
- 1 teaspoon baking powder
- 1 tablespoon sugar
- ½ teaspoon salt
- 1 egg
- 1 tablespoon butter (melted and cooled to room temperature)
- ¾ cup warm water or anise tea*
- 1 teaspoon vanilla or orange extract
- Approximately 2 cups vegetable oil to fry fritters
- Powdered sugar

INGREDIENTS FOR SYRUP

- 3 ½ cups water
- 1 large cone *piloncillo* (about 12 ounces)
- 1 cinnamon stick
- 6 small Mexican guavas, quartered
- 1/3 teaspoon anise seeds
- Peel from a quarter of an orange

**To make anise tea, place 1 ½ cups water in a small saucepan. Bring the water to boil, then add a few anise seeds. Remove from heat, let cool and strain.*

DIRECTIONS FOR FRITTERS

1. In a large bowl, mix the flour, baking powder, sugar and salt.
2. Form a hole in the center and add the egg, melted butter and vanilla. Stir until the mixture gives the appearance of bits of oats. Add water little by little (a tablespoon at a time) and knead (usually less than 5 minutes) until smooth. Cover the dough with a cloth and let stand for 30 minutes.
3. Divide the dough into 12 balls and cover with a kitchen napkin. Flour a work surface and rolling pin.
4. Place one of the dough balls on the floured work surface and spread with the roller. Flatten the dough balls into thin circles. You can shape the dough for all 12 fritters before frying. Just space them out on a clean tablecloth.
5. Fry the fritters in very hot oil until golden and crisp. This step will only take a few seconds. Place the fritters on paper towels to absorb excess oil. Serve warm or at room temperature, sprinkled with powdered sugar or *piloncillo* syrup.

Note: You can make the dough a day before and put it in the refrigerator.


DIRECTIONS FOR SYRUP

1. Place one cup of the water and the *piloncillo* in a medium pot over medium-high heat and stir constantly until the *piloncillo* dissolves.
2. Add the rest of the water, cinnamon, guava, anise and orange peel and bring to a boil. Simmer until you achieve the desired consistency, then strain. The syrup will keep refrigerated for up to a week.



Christmas Tree Maze

Follow the path that leads to the gift.



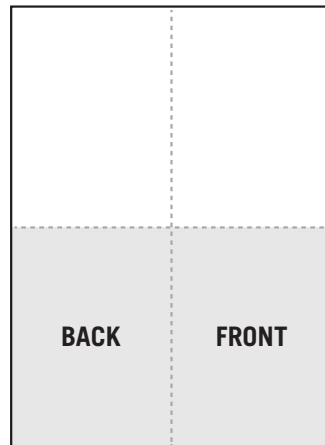


Holiday Card

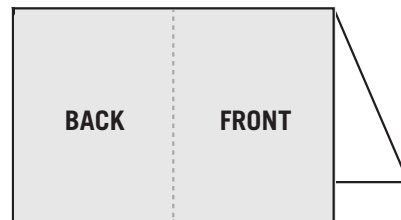
Wish a friend or loved one a very merry Christmas with a holiday card! Color the card on the following page, then write your message inside. When you're done, follow the folding instructions below and mail or hand deliver your card.

FOLDING INSTRUCTIONS

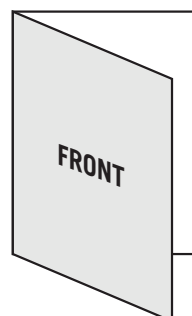
1



2




3



Happy Holidays!

You bring joy to my world.





Weird and Wonderful Holiday Traditions AROUND THE WORLD!

We hope you are celebrating this holiday season with your favorite traditions. Around the world, families observe holidays in many ways. Here are some of our favorites!

1. UNITED STATES — DECORATING YOUR CHRISTMAS TREE WITH ... PICKLES?

No one knows for sure how this tradition started, but many families in the United States hide a pickle-shaped ornament on a Christmas tree. The first to find it gets an extra present from Santa Claus!

2. SWITZERLAND — SPLATTERED ICE CREAM Normally, dropping your ice cream is very upsetting. But in Switzerland, the new year is celebrated by throwing an ice cream cone on the floor for good luck!

3. JAPAN — KFC FOR CHRISTMAS Did you know an estimated 3.6 MILLION Japanese families feast on Kentucky Fried Chicken for Christmas dinner? The tradition started shortly after the first KFC opened in Japan in 1970, and it has become so popular that getting the special Christmas dinner requires ordering weeks in advance!



4. MEXICO — NIGHT OF THE RADISHES

A city in Mexico celebrates Christmas with a tradition called Night of the Radishes. Every year, people carve vegetables into dolls and animals and enter contests to see who has the best work of art!

6. KENYA — RUDOLPH THE RED-NOSED CAMEL?

Families in Kenya aren't so sure that Santa Claus travels around the world with his group of reindeer. Instead, many think he rides a camel!

7. SOUTH AFRICA — BYE-BYE CANDY CANES, HELLO CATERPILLARS

In South Africa, families celebrate the holiday season by eating deep-fried caterpillars! The national delicacy is believed to bring good luck for the next year.

8. AUSTRALIA — BEACH PARTY

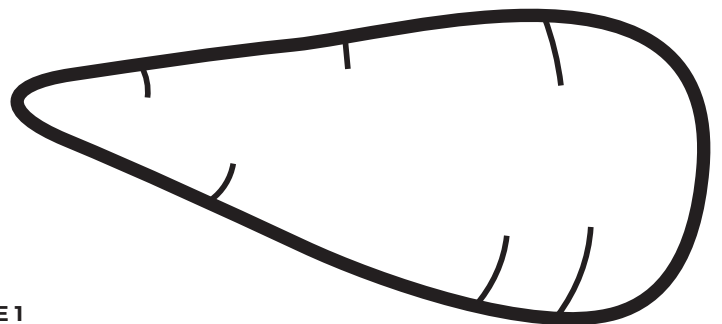
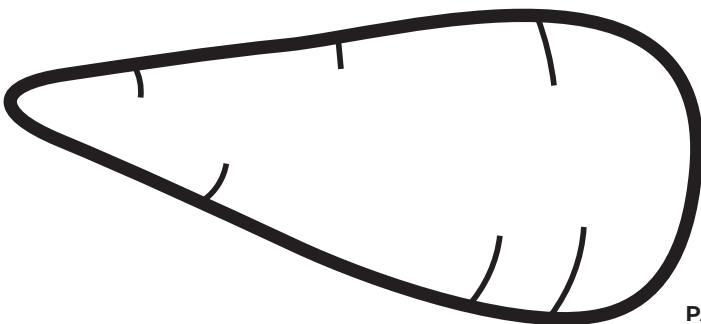
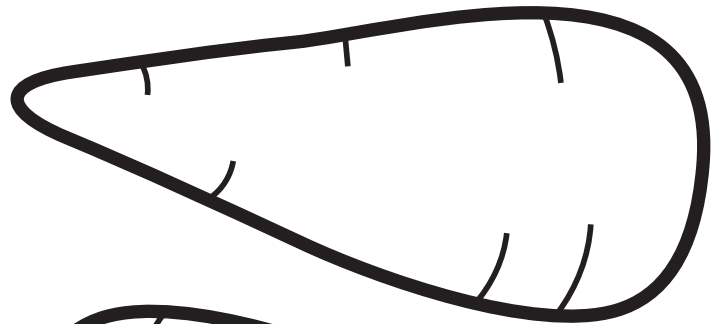
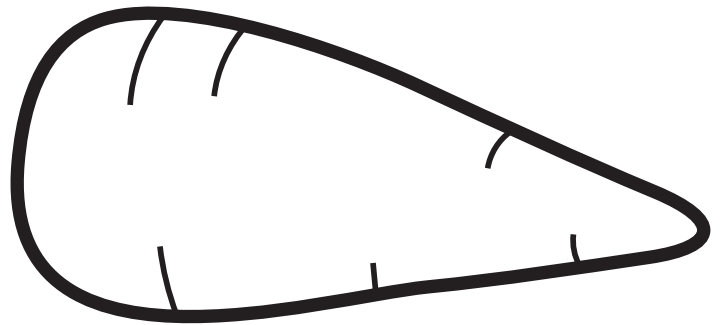
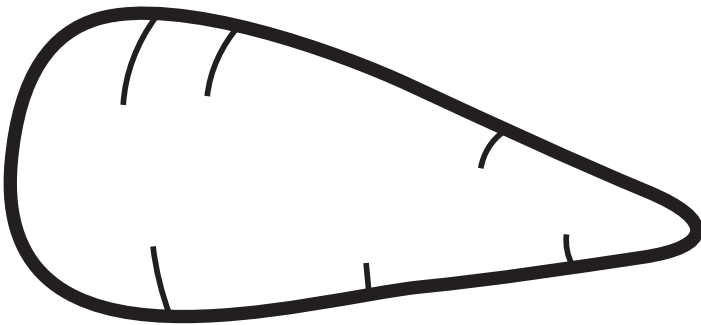
In Australia, holidays are during the summer. So, families and friends celebrate by packing a picnic and spending the day at the beach!


5. PARAGUAY — CHRISTMAS FRUIT PUNCH Most of us are used to snow and hot chocolate during the holidays, but did you know it's the hottest time of the year in South America? Instead of building snowmen and sitting around a cozy fireplace, families in Paraguay set off fireworks and drink fruit punch!



Pin the Nose on the Snowman

1. Cut out the carrot noses below. (You can print multiple pages if you need more carrots.)
2. Color or decorate the carrots.
3. Hang the snowman (on the next page) on a wall or hard surface.
4. Place a piece of two-sided tape on each carrot.
5. Now, it's time to play! The goal is to place your carrot closest to where the snowman's nose should be.
6. For each player's turn, blindfold them, spin them around a few times, and let them place the carrot on the snowman while they're still blindfolded.
7. Whoever's carrot is the closest to where the nose should be wins!








Answers

Below are the answers to the activities.

1

Holly's Snow Maze



2


Holiday Jokes

Answer 1: Baaa humbug

Answer 2: Do you smell carrots?


3

Holiday Word Search



6

Hidden Images



9

Christmas Tree Maze

